



Bundesministerium
für Bildung
und Forschung



Horizon Dashboard

Von der Ausschreibung bis zur Antragstellung – Teil 6

7. Dezember 2021

David BUTLER MANNING

www.nks-bio-umw.de



Inhalt

- F&T Organisation Profile (Datenbank der Einrichtungen)
- H2020 Projects (Datenbank der Projekte und Teilnehmenden)
- H2020 Country Profile (Datenbank der Länderbeteiligung)
- * { • H2020 International Cooperation (Datenbank der Beteiligung von nicht-EU-Länder)
- H2020 Proposals – Summary (Antragsdatenbank)

* Während des Webinars aus Zeitgründen nicht präsentiert




Ziele des heutigen Webinars

Entdecken, wie ich das Horizon Dashboard benutzen kann, um...

- ... mehr über meine eigene Einrichtung in Erfahrung zu bringen
- ... mehr über deutsche Beteiligung in der EU-Forschung in Erfahrung zu bringen
- ... mehr über potenzielle Kollaborationspartnern in Erfahrung zu bringen
- ... Partner für mein Vorhaben zu finden
- ... in Erfahrung zu bringen, welche thematisch-relevanten Vorhaben die EU schon fördert (z. B. für Kapitel 1.2 (Punkt 2) des Antrags; um Redundanz zu vermeiden)
- ... die Anforderungen aus dem Topic zu adressieren (z. B. ‚Synergien‘ mit bestimmten Projekten erzeugen)
- ... als Ressource bzw. Datenquelle für eigene Forschung bzw. Veröffentlichungen zu dienen







European
Commission

Funding & tender opportunities

Single Electronic Data Interchange Area (SEDIA)

English 

Register
Login

 SEARCH FUNDING & TENDERS
HOW TO PARTICIPATE
PROJECTS & RESULTS
WORK AS AN EXPERT
SUPPORT

HORIZON DASHBOARD

Implementation figures

This section presents an overview on evaluated proposals (incl. success rates) and detailed statistics and data on funded projects and their participants in EU R&I programmes, broken down by countries and regions, research domain/programme part, organisation type, etc.

H2020 Proposals
H2020 Funded Projects
FP7 Funded Projects
R&I Proposals

Country Profiles

Find out more about country-specific performance in EU R&I programmes: funding received, participations by region, top beneficiaries, collaboration with other countries, SME participation and more - all the information at your fingertips!

Country Profiles

Country Summary fiches and success stories are also available on the Europa website.

Organisation Profile

Find out more about the performance of an organisation participating in EU R&I programmes: its projects, the amount of EU funds received, its collaborations.

Organisation Profile

Project Results

This section presents information on results of funded projects, notably Intellectual Property Rights (IPRs) and scientific publications.

FP7 and H2020 Project Results (IPRs and Publications)

Information and tutorials

- [Horizon Dashboard Quick Guide](#)
- [FAQ](#)
- [What is Horizon Dashboard?](#)
- [How to explore country profiles?](#) New!
- [Webinar on Key Features \(25 March 2020\)](#)
- [How to see H2020 participants?](#)
- [How to see SME participation in H2020?](#)
- [How to see Third Country participation in H2020?](#)
- [How to find details about specific H2020 participants?](#)

News

07 Oct, 2021
Lump sum funding works in practice

Lump sum funding was tested extensively in the 'Horizon 2020 lump sum pilot' during the last three years of the programme. We collected and analysed feedback from everybody involved in the pilot and just released a comprehensive report. The Assessment of the Lump Sum Pilot 2018-2020 is available on the Europa website.

show more...


All news >

Need help?

<https://ec.europa.eu/info/funding-tenders/opportunities/portal/screen/opportunities/horizon-dashboard>

Horizon Dashboard | 7. Dezember 2021

4



The screenshot shows the Qlik Sense Enterprise interface. The top bar includes the Qlik logo, the text "Sense® Enterprise", a search icon, and a menu icon. Below the top bar, there is a navigation pane on the left with "Anmelden" and "Streams" sections. The main content area is titled "Everyone" and displays a grid of 12 dashboard tiles. The tiles are arranged in two rows of six. The first row contains: "_Manage Cookies", "Cross-cutting issues in H2020", "F&T Organisation Profile", "FP7 H2020 Project Results (reported IPR...", "FP7 Projects", and "H2020 Country Profile". The second row contains: "H2020 Projects", "H2020 Proposals - summary", "Horizon 2020 Interreg Synergies Mapping ...", and "R&I Proposals". A search bar and a "Name" dropdown menu are visible in the top right of the dashboard area. A small red circle with the number "0" is located in the bottom right corner of the dashboard area.

Horizon Dashboard ,Hub'-Ansicht:
<https://webgate.ec.europa.eu/dashboard/hub/>



The screenshot shows the Qlik Sense Enterprise interface. The top navigation bar includes the Qlik logo, the text 'Sense® Enterprise', a search icon, and a menu icon. Below this, there's a 'Streams' section with a dropdown menu currently set to 'Everyone'. The main dashboard area displays a grid of data stream cards. Two cards, 'H2020 Projects' and 'H2020 Proposals - Summary', are circled in blue. Two blue arrows point from the text 'Seit Oktober 2017 online' to these two circled cards. Other visible cards include '_Manage Cookies', 'Cross-cutting issues in H2020', 'F&T Organisation Profile', 'FP7 H2020 Project Results (reported IPR...', 'FP7 Projects', 'H2020 Country Profile', 'H2020 EIC Pilot - Projects View', 'H2020 EIC Pilot - Proposals View', 'H2020 International Cooperation', 'Horizon 2020 Interreg Synergies Mapping ...', and 'R&I Proposals'. A small purple circle with the number '0' is visible in the bottom right corner of the dashboard area.

Seit Oktober 2017
online



The screenshot shows the Qlik Sense Enterprise interface with the following data streams visible:

- Manage Cookies
- Cross-cutting issues in H2020
- F&T Organisation Profile
- FP7 H2020 Project Results (reported IPR..)
- FP7 Projects
- H2020 Country Profile
- H2020 EIC Pilot - Projects View
- H2020 EIC Pilot - Proposals View
- H2020 International Cooperation
- H2020 Projects
- H2020 Proposals - Summary
- Horizon 2020 Interreg Energies Mapping
- R&I Proposals

Annotations on the dashboard:

- Blue circles around "H2020 Projects" and "H2020 Proposals - Summary" with a blue arrow pointing to the text "Seit Oktober 2017 online".
- Red circles around "Cross-cutting issues in H2020", "Horizon 2020 Interreg Energies Mapping", and "H2020 International Cooperation" with red arrows pointing to the text "Neu in 2021".
- A red dotted circle around "Manage Cookies" with a red dotted arrow pointing to "Cross-cutting issues in H2020".
- A red arrow pointing from the bottom right towards "H2020 International Cooperation".



The screenshot shows the Qlik Sense Enterprise interface with the following components and annotations:

- Header:** Qlik Sense Enterprise logo and search bar.
- Left Sidebar:** "Anmelden" button and "Streams" menu with "Everyone" selected.
- Main Content Area:** A grid of dashboard tiles including:
 - Manage cookies
 - Cross-cutting issues in H2020
 - F&T Organisation profile (circled in green, labeled "Datenbank 1")
 - FP7 H2020 Project Results (reported IPR...)
 - FP7 Projects
 - H2020 Country Profile (circled in green, labeled "Datenbank 3")
 - H2020 EIC Pilot - Projects View
 - H2020 EIC Pilot - Proposals View
 - H2020 International Cooperation (circled in green, labeled "Datenbank 4")
 - H2020 Projects (circled in green, labeled "Datenbank 2")
 - H2020 Proposals - summary (circled in green, labeled "Datenbank 5")
 - Horizon 2020 Interreg Synergies Mapping ...
 - R&I Proposals
- Annotations:** Five green arrows labeled "Datenbank 1" through "Datenbank 5" point to the respective tiles. A central text "Gegenstand des heutigen Vortrags" (Subject of today's lecture) is positioned below the arrows, with a dashed green line connecting it to the "H2020 International Cooperation" tile.
- Bottom Right:** A small purple circle containing the number "0".

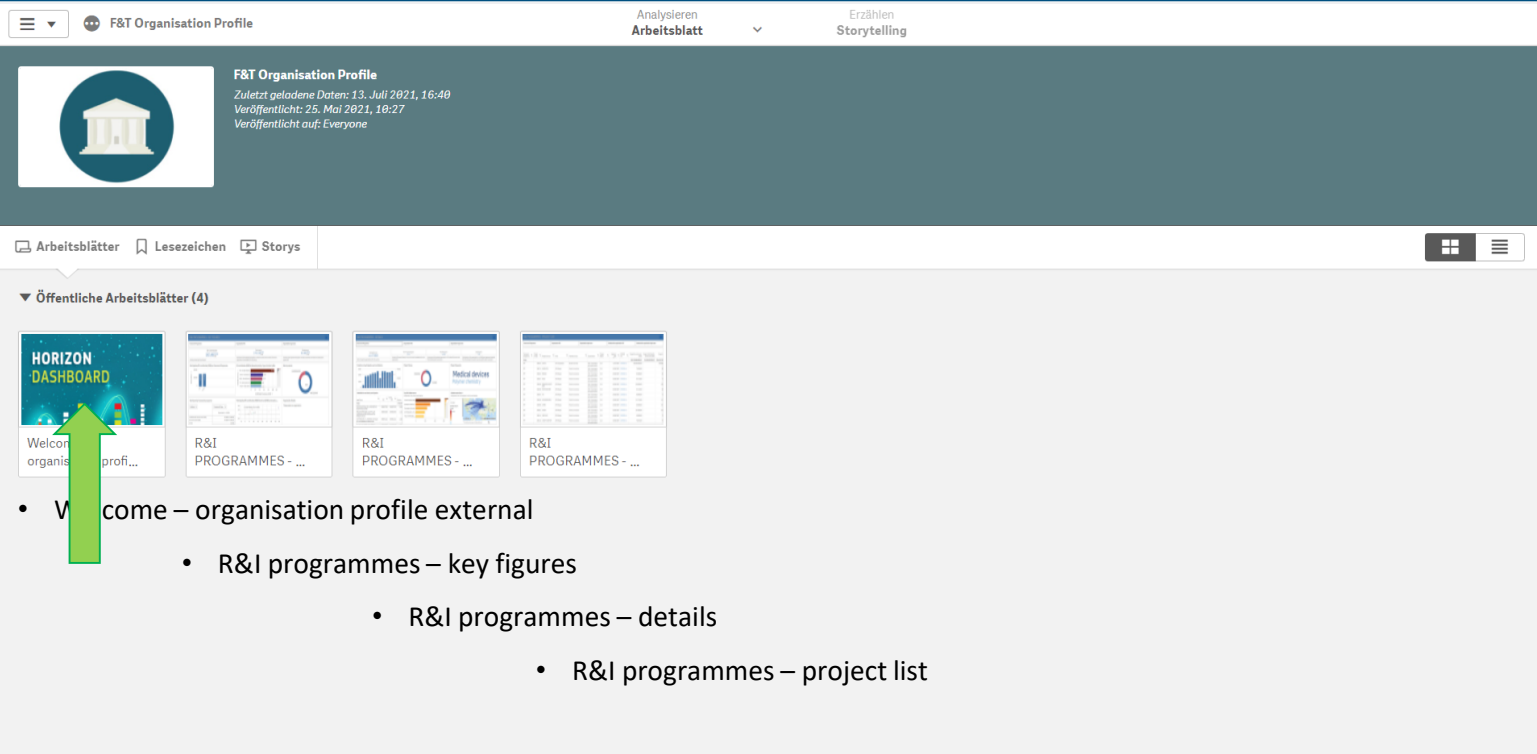


Datenbank 1: F&T Organisation Profile



The screenshot shows the Qlik Sense Enterprise interface. The main dashboard displays a grid of widgets. A green arrow points to the 'F&T Organisation Profile' widget. A modal window titled 'F&T Organisation Profile' is open, showing the following details:

- Open** button
- 
- Data reloaded: Sep 27, 2021, 8:58 AM*
- Published: Sep 27, 2021, 8:59 AM*
- Created: Aug 18, 2020, 12:24 PM*
- Location: Everyone*
- Owner: ppcordaqservices (S-PPQ-LIK\ppcordaqservices)*



F&T Organisation Profile

Analysieren
Arbeitsblatt

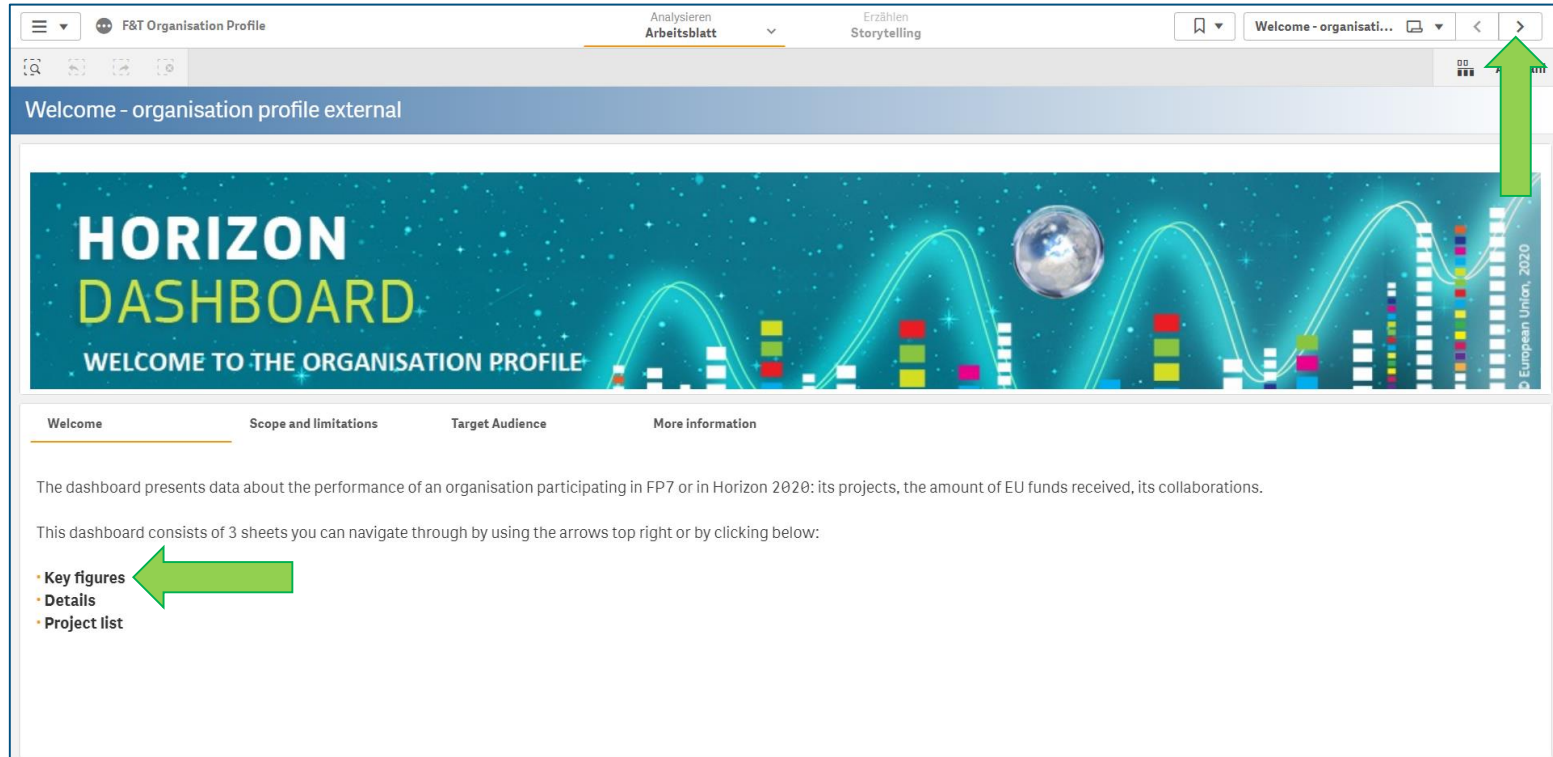
Erzählen
Storytelling

F&T Organisation Profile
Zuletzt geladene Daten: 13. Juli 2021, 16:40
Veröffentlicht: 25. Mai 2021, 16:27
Veröffentlicht auf: Everyone

Arbeitsblätter | Lesezeichen | Storyst

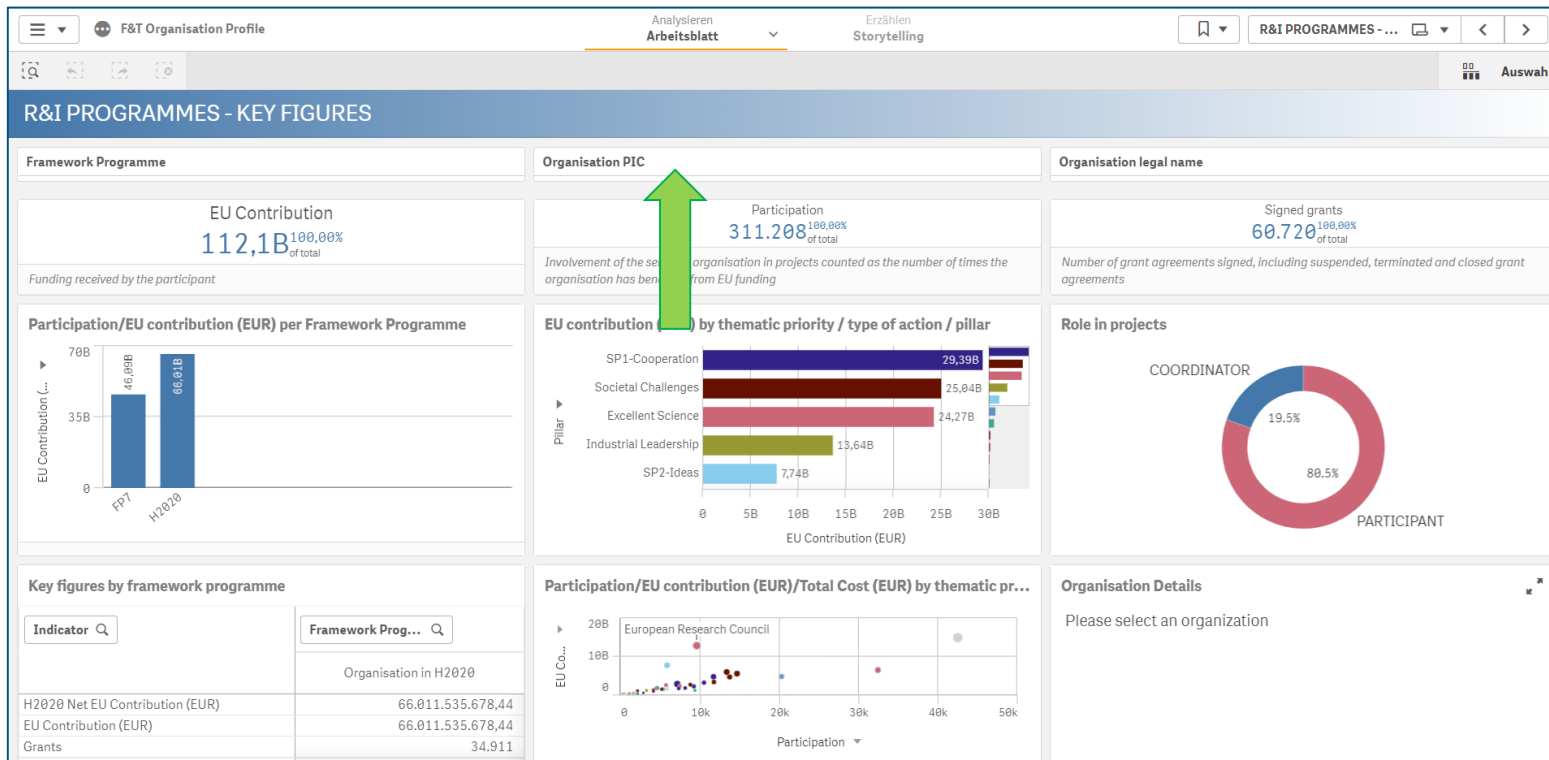
▼ Öffentliche Arbeitsblätter (4)

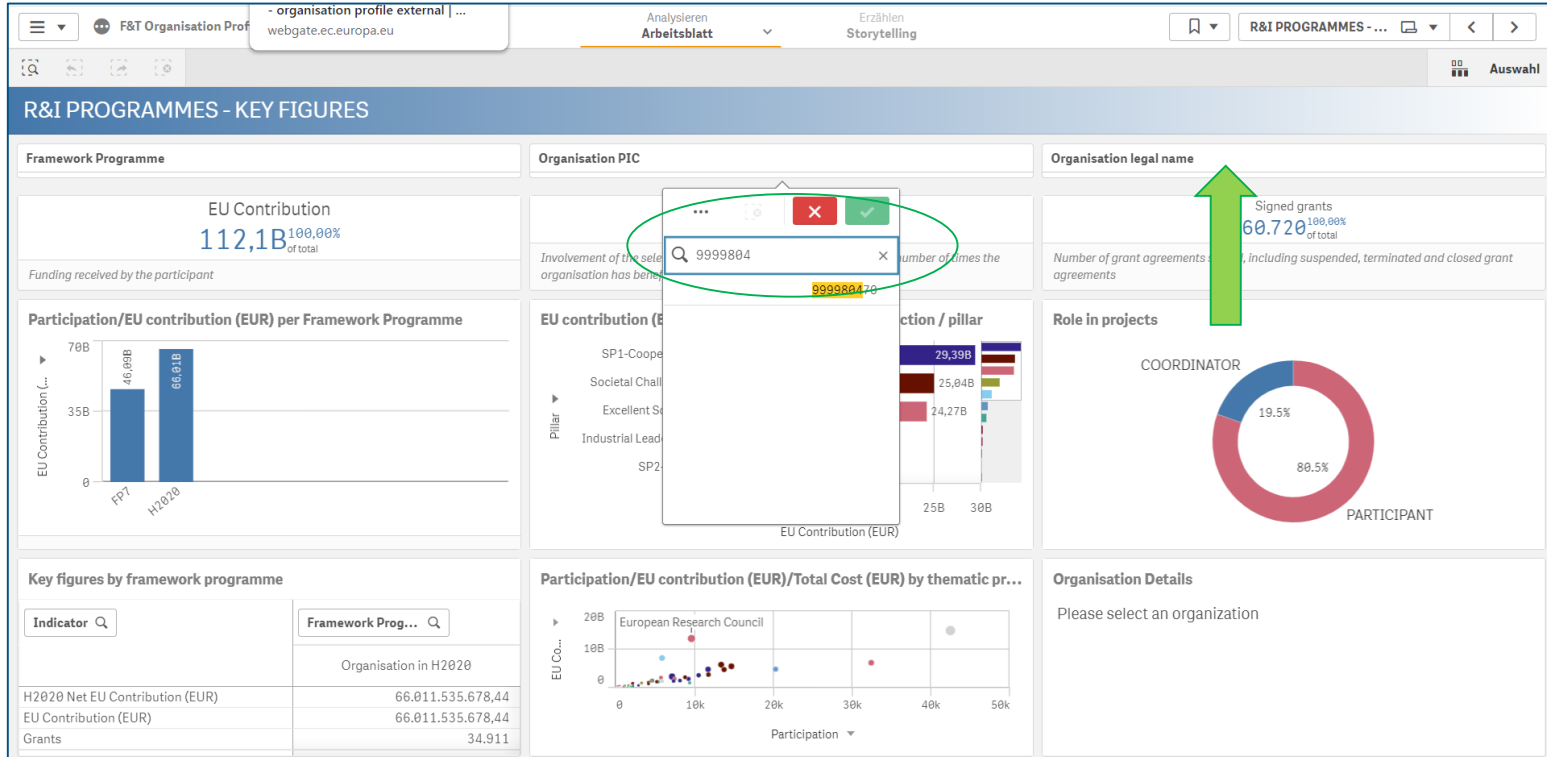
- **Welcome – organisation profile external**
 - R&I programmes – key figures
 - R&I programmes – details
 - R&I programmes – project list

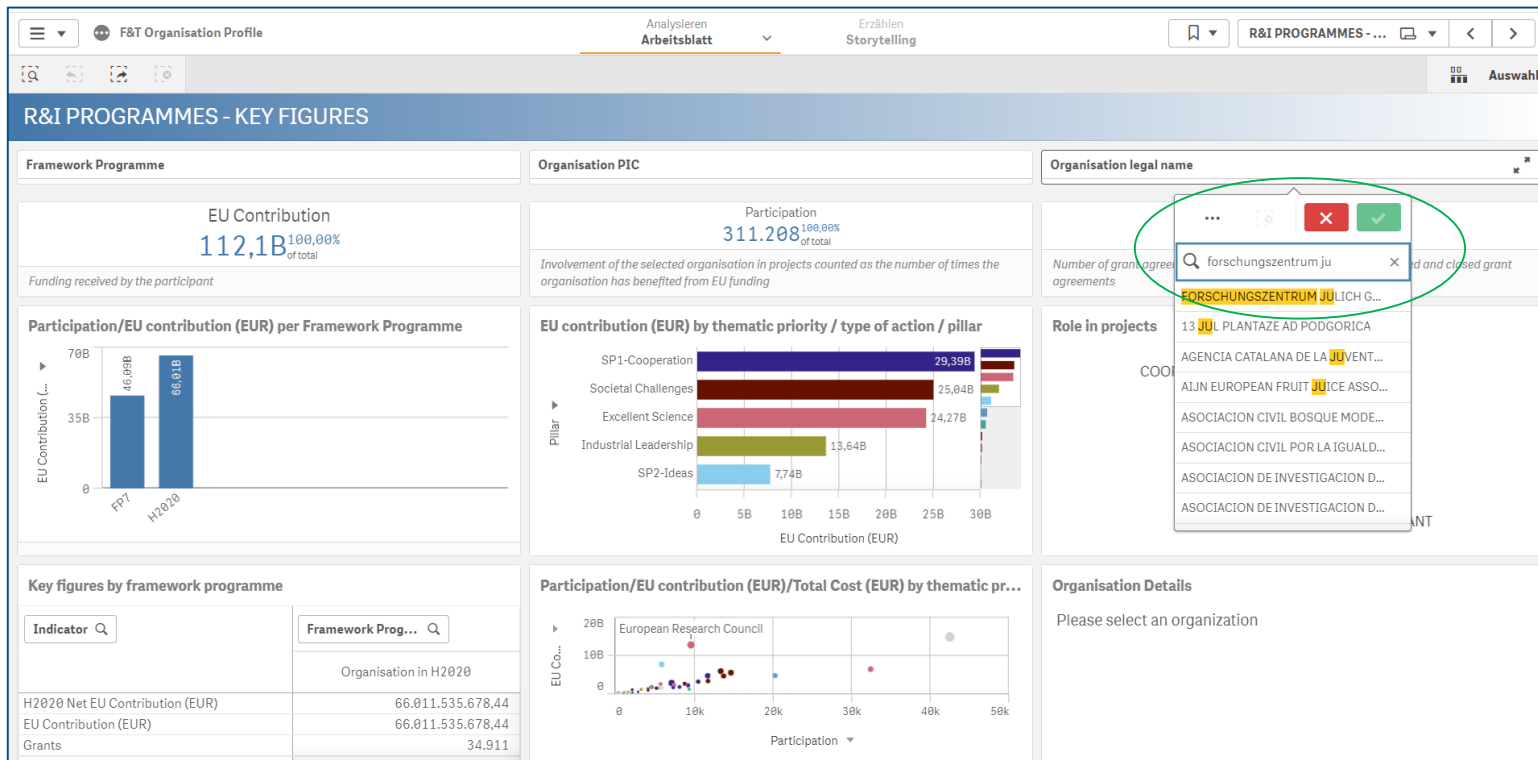


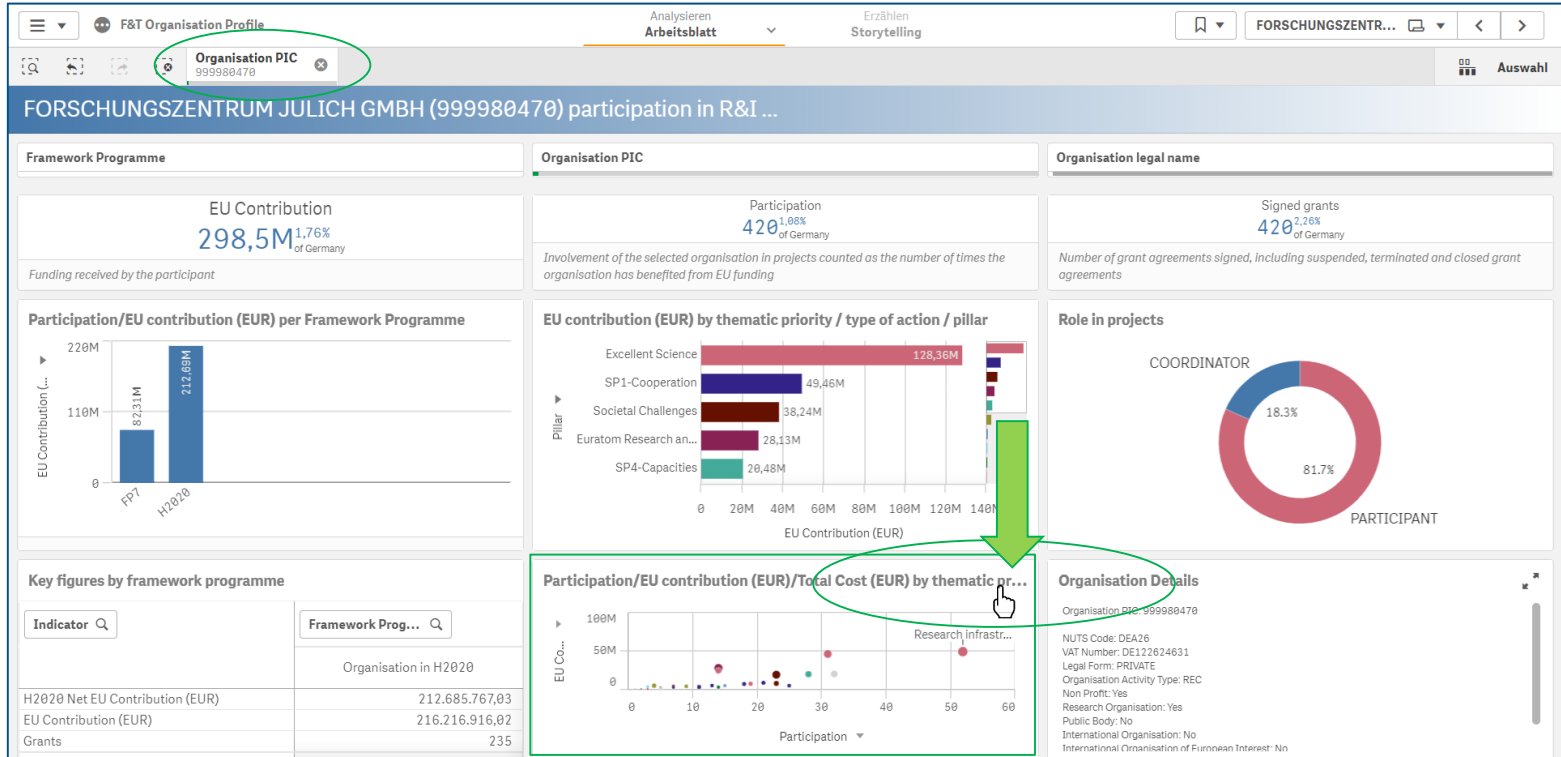
The screenshot shows a web browser window with the following elements:

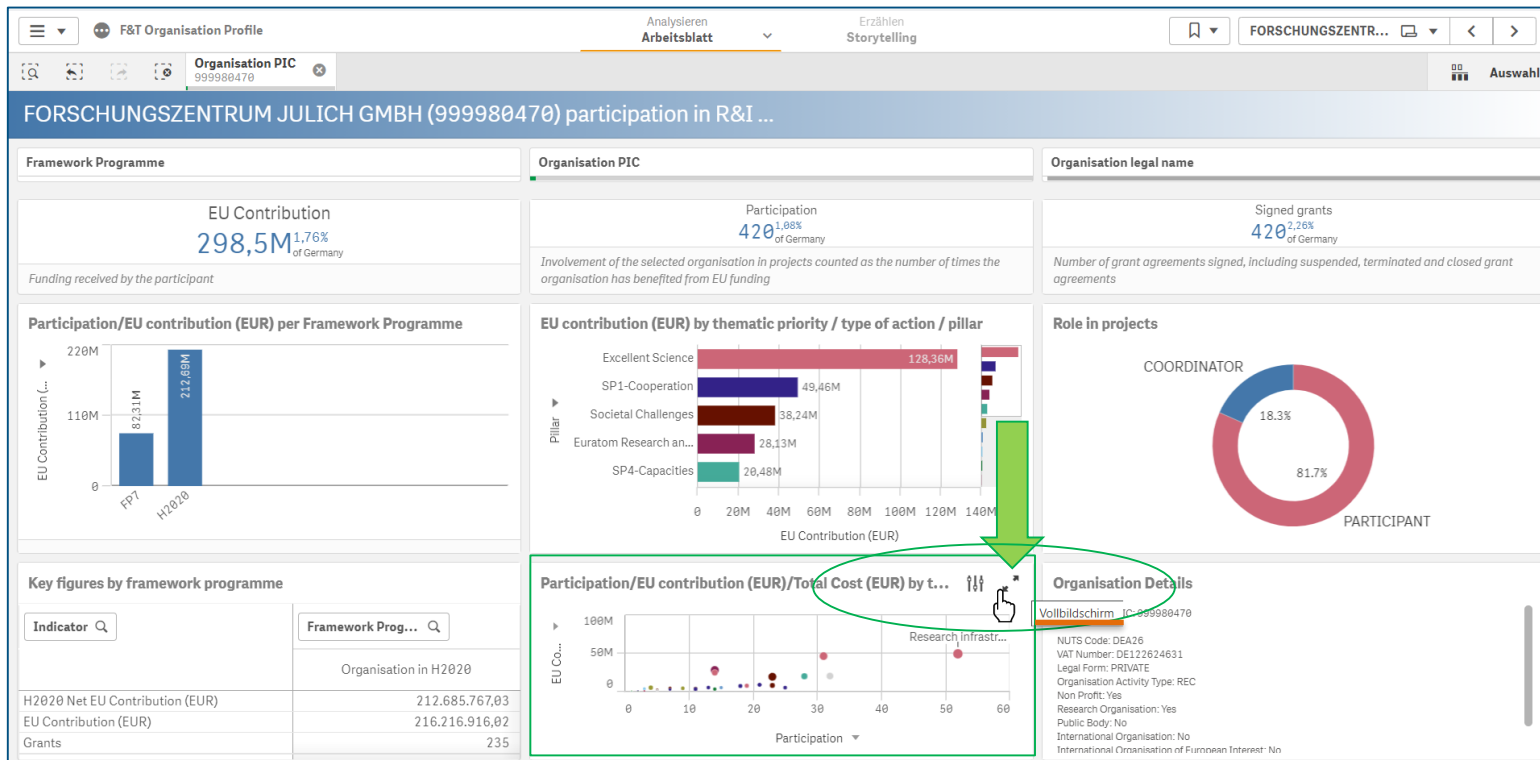
- Browser Tab:** F&T Organisation Profile
- Page Header:** "Welcome - organisation profile external"
- Main Banner:** "HORIZON DASHBOARD WELCOME TO THE ORGANISATION PROFILE" with a background of a globe and data charts. A green arrow points to the navigation arrows in the top right corner of the banner.
- Navigation Tabs:** "Welcome", "Scope and limitations", "Target Audience", "More information". The "Welcome" tab is active.
- Text:** "The dashboard presents data about the performance of an organisation participating in FP7 or in Horizon 2020: its projects, the amount of EU funds received, its collaborations. This dashboard consists of 3 sheets you can navigate through by using the arrows top right or by clicking below:"
- List:** A bulleted list with three items: "Key figures", "Details", and "Project list". A green arrow points to the "Key figures" item.

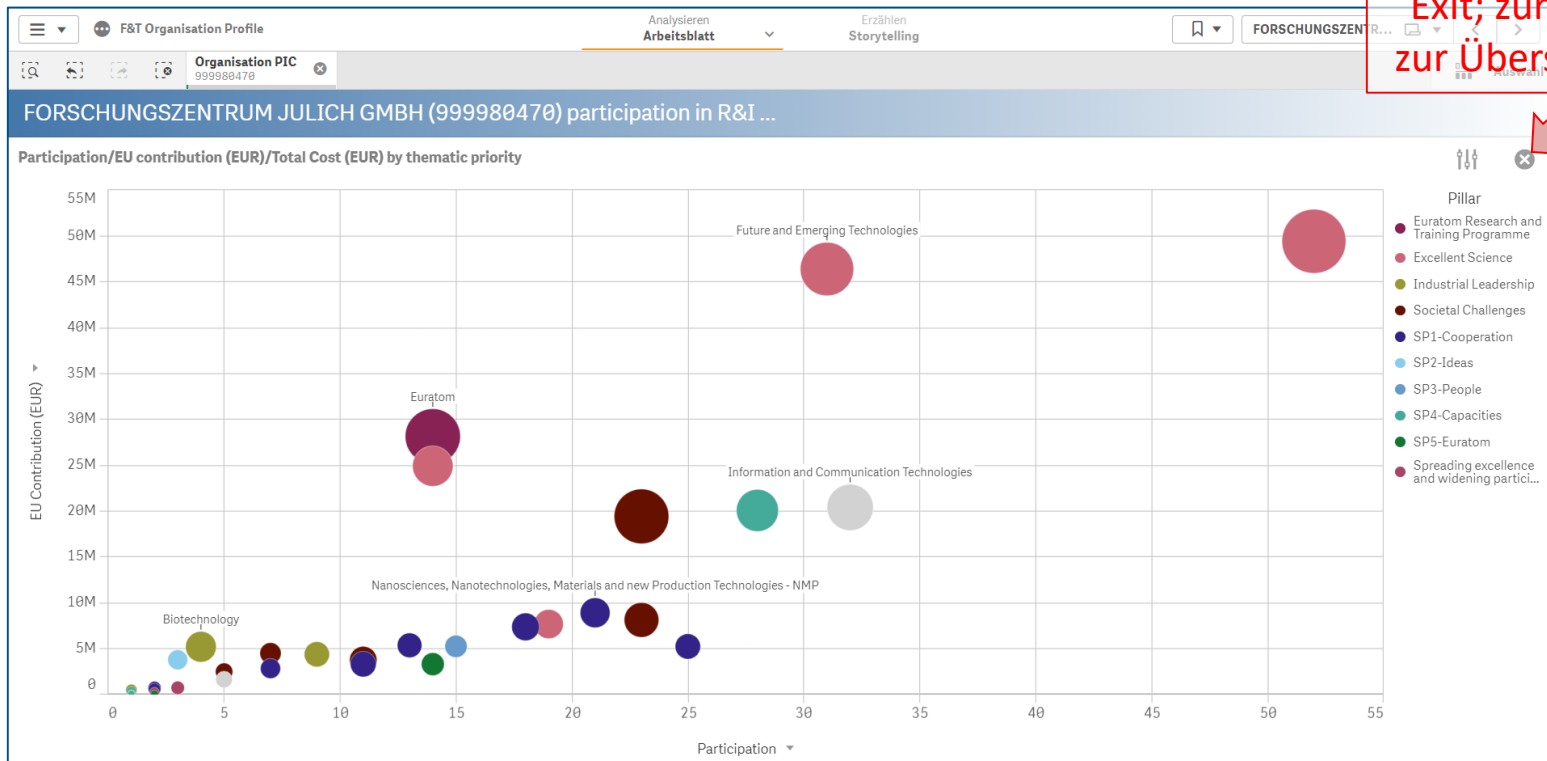


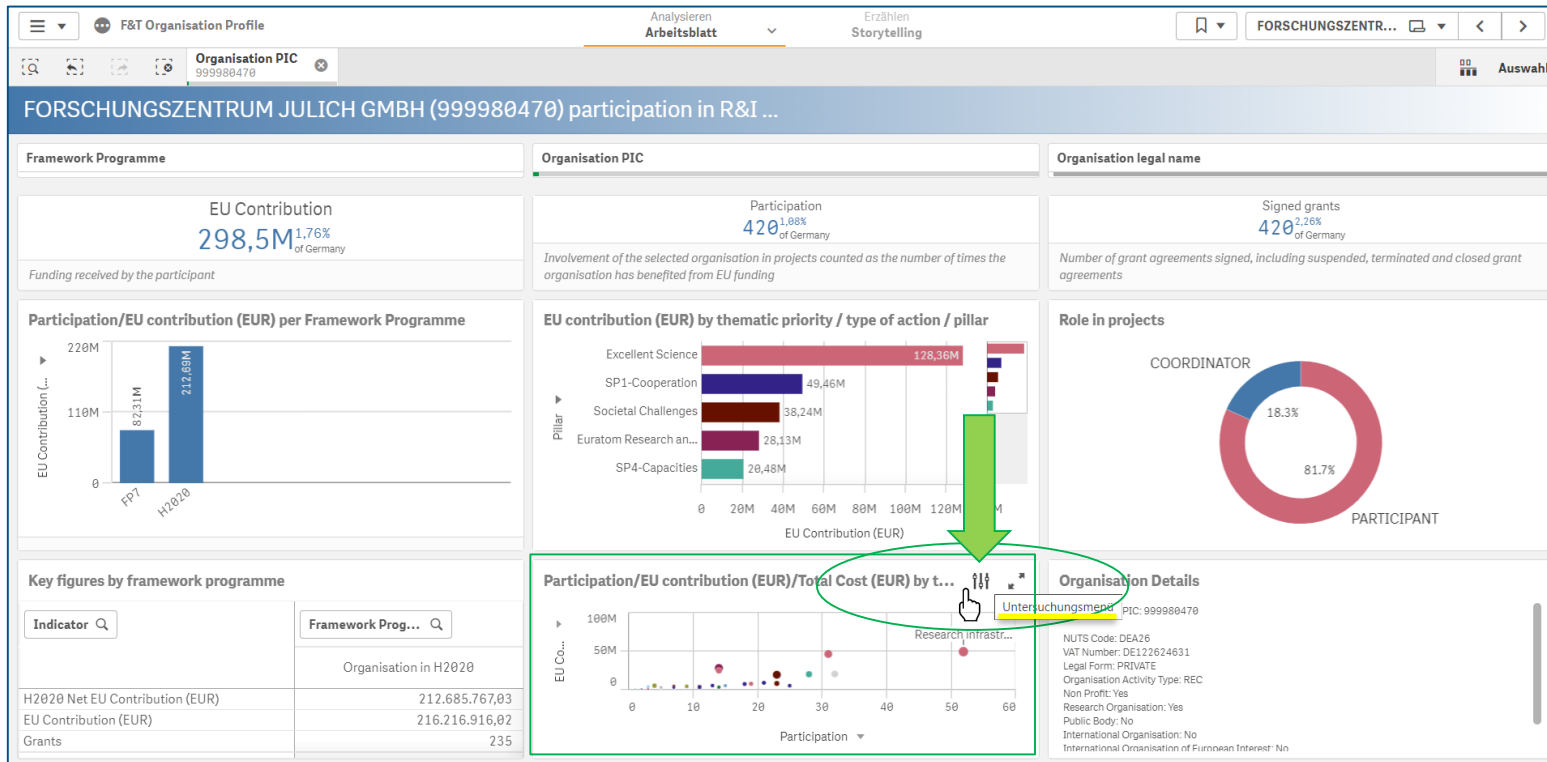


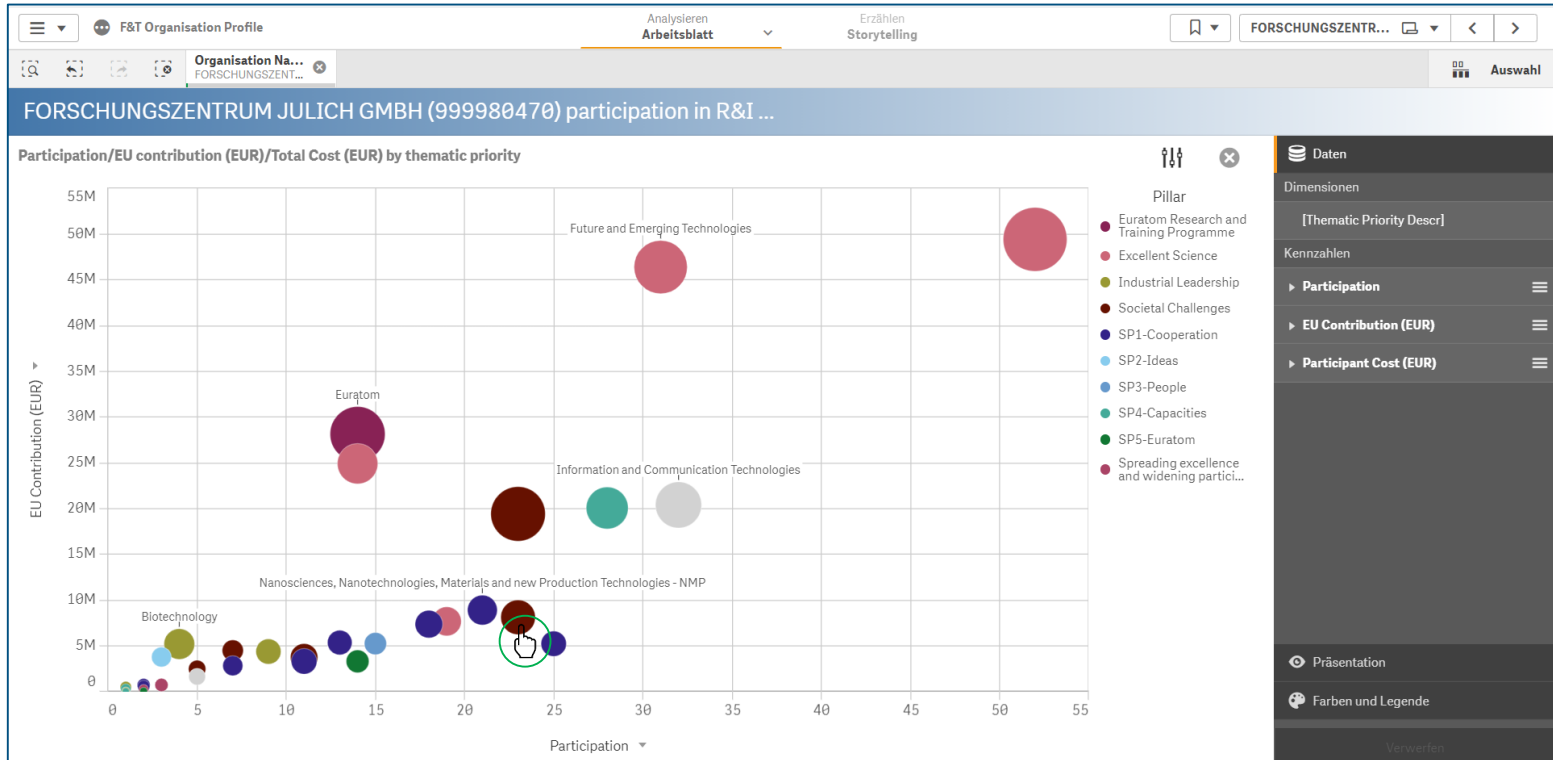


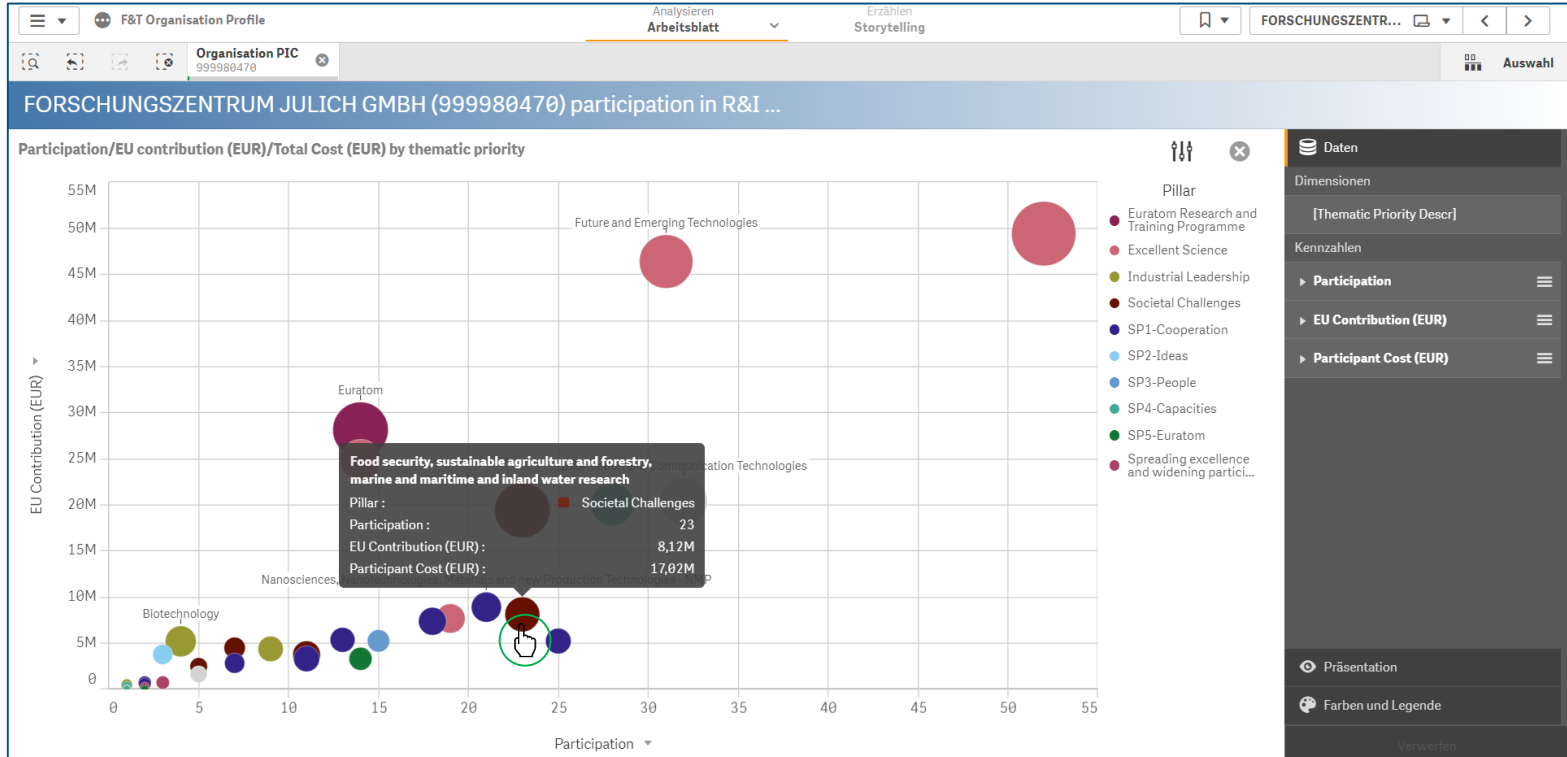


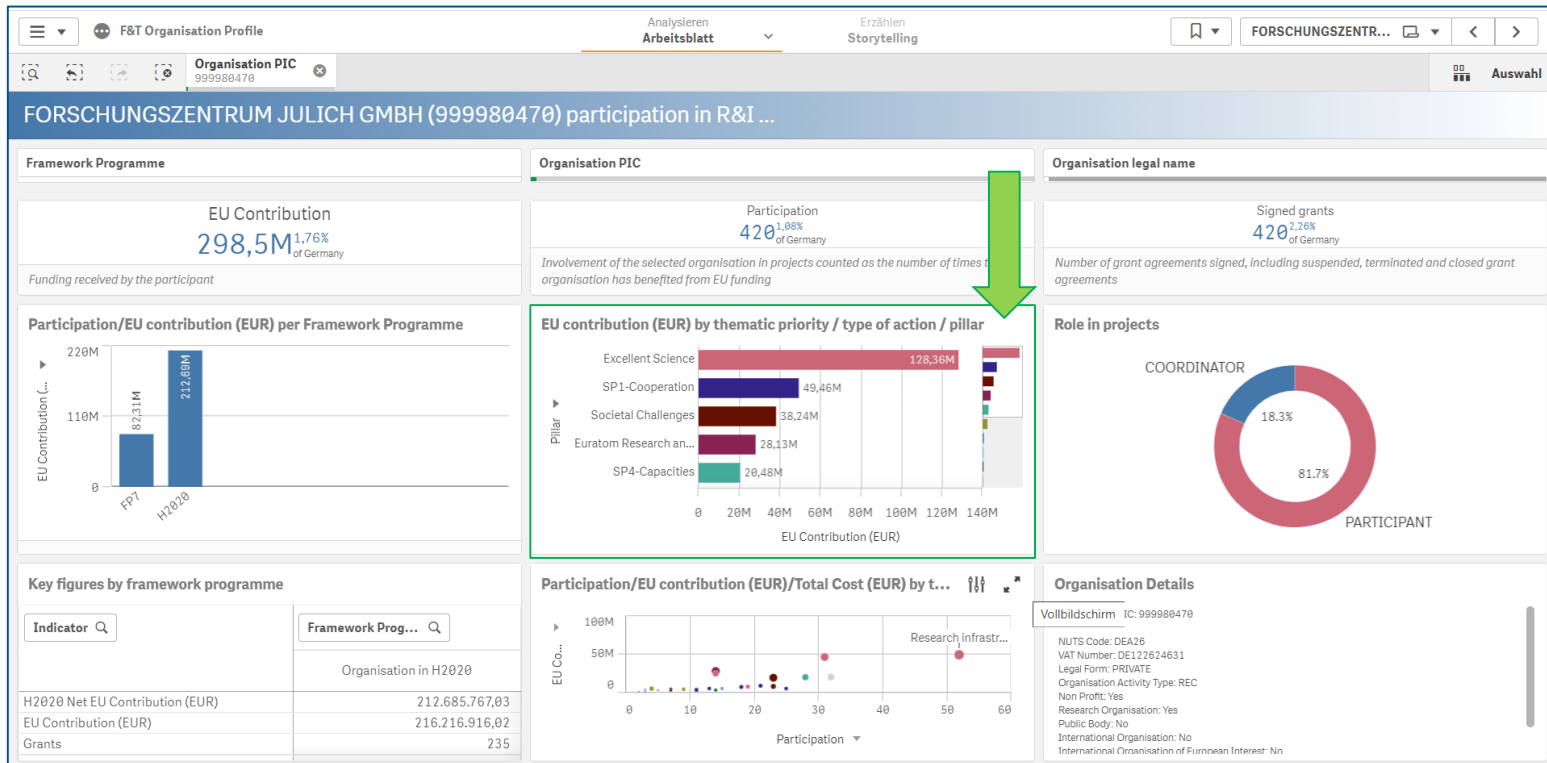


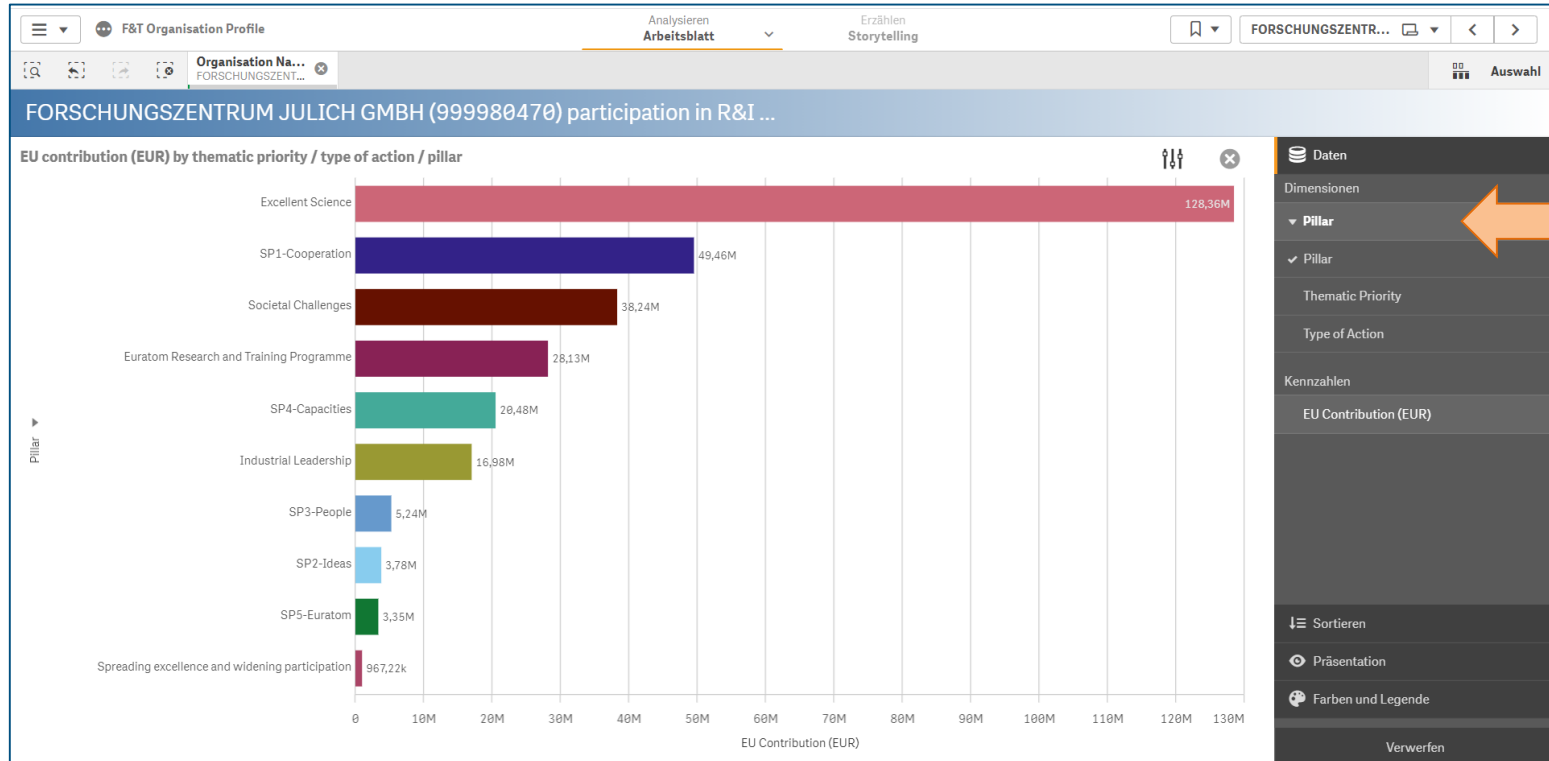


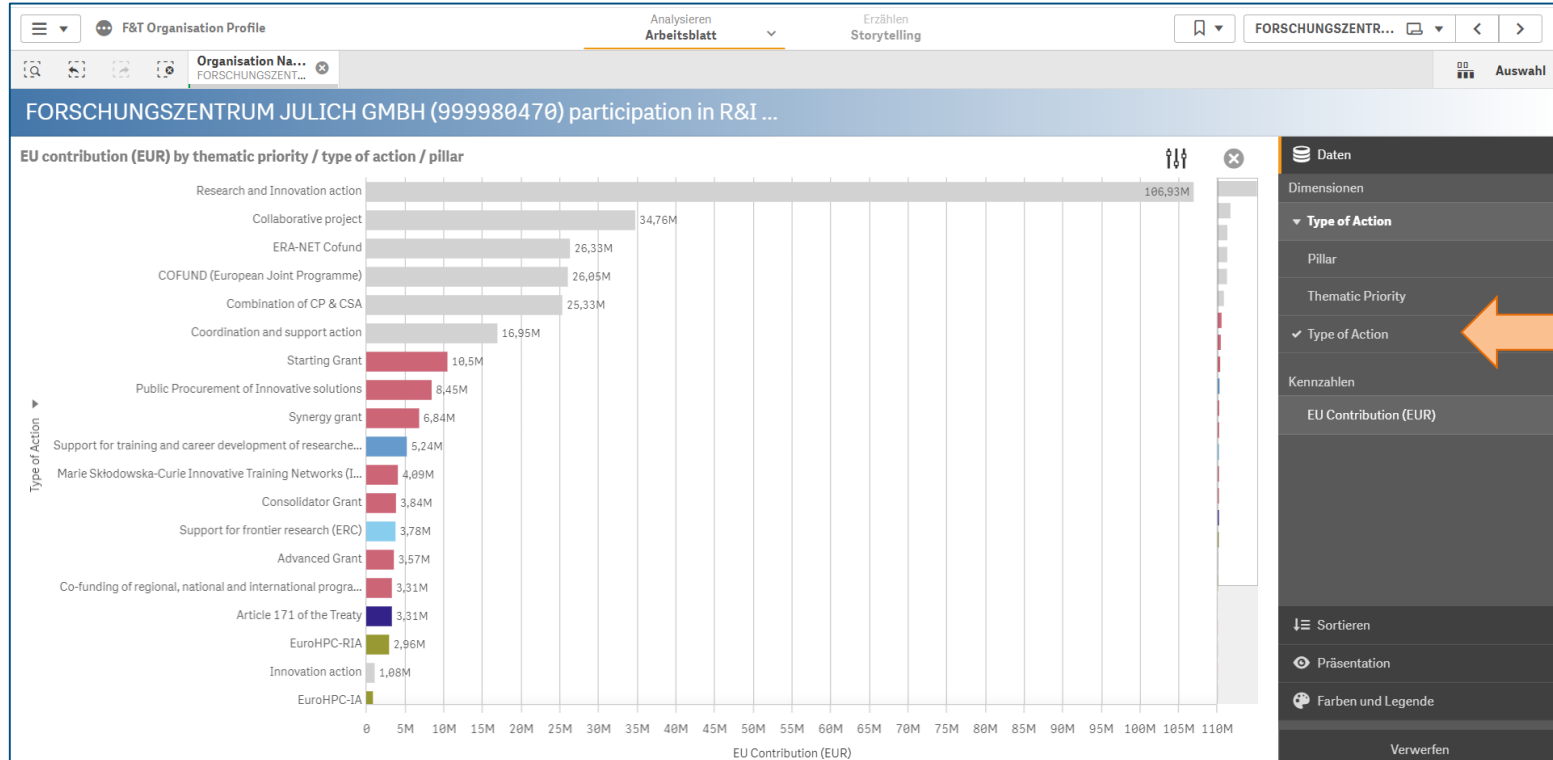


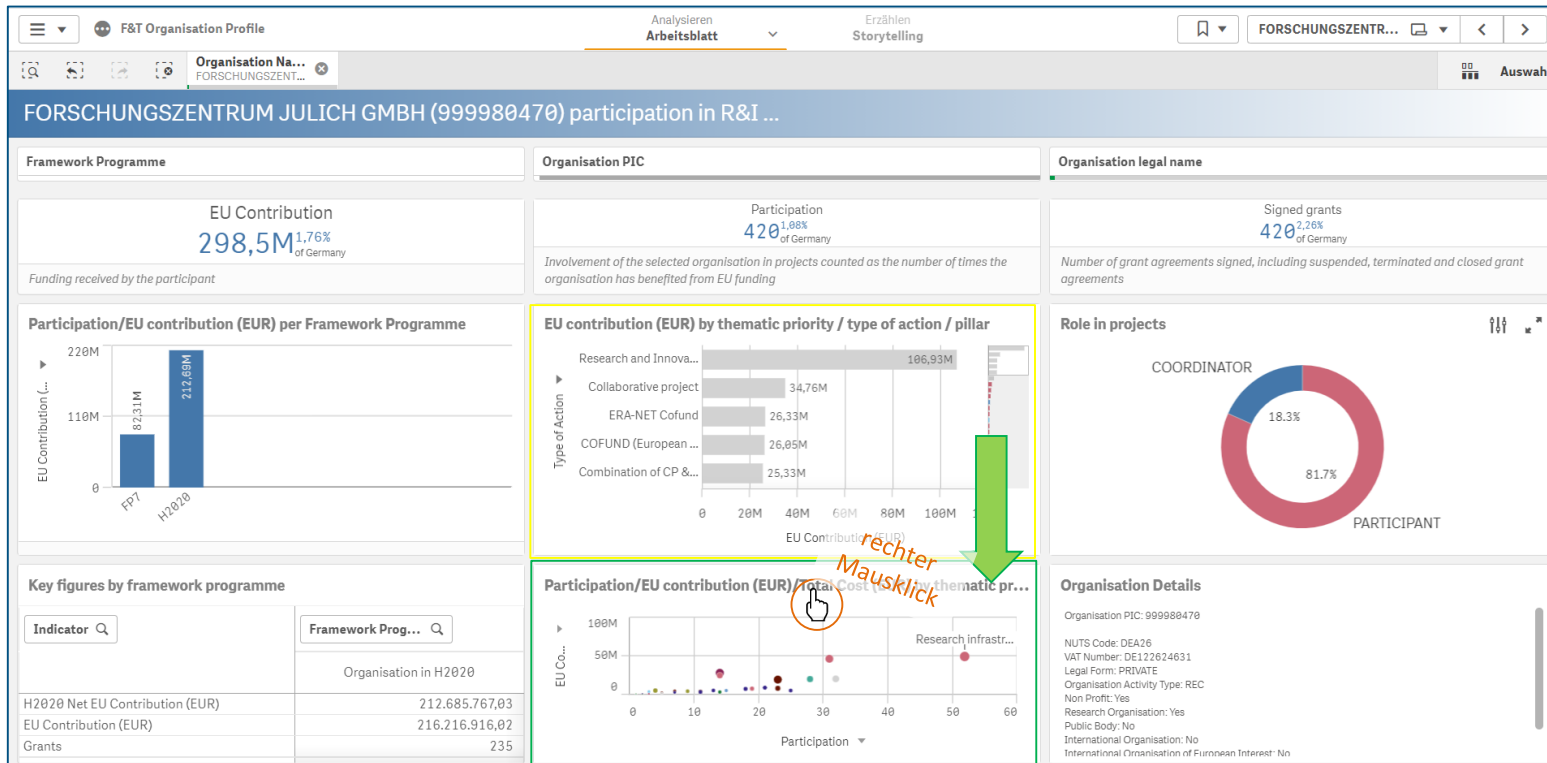


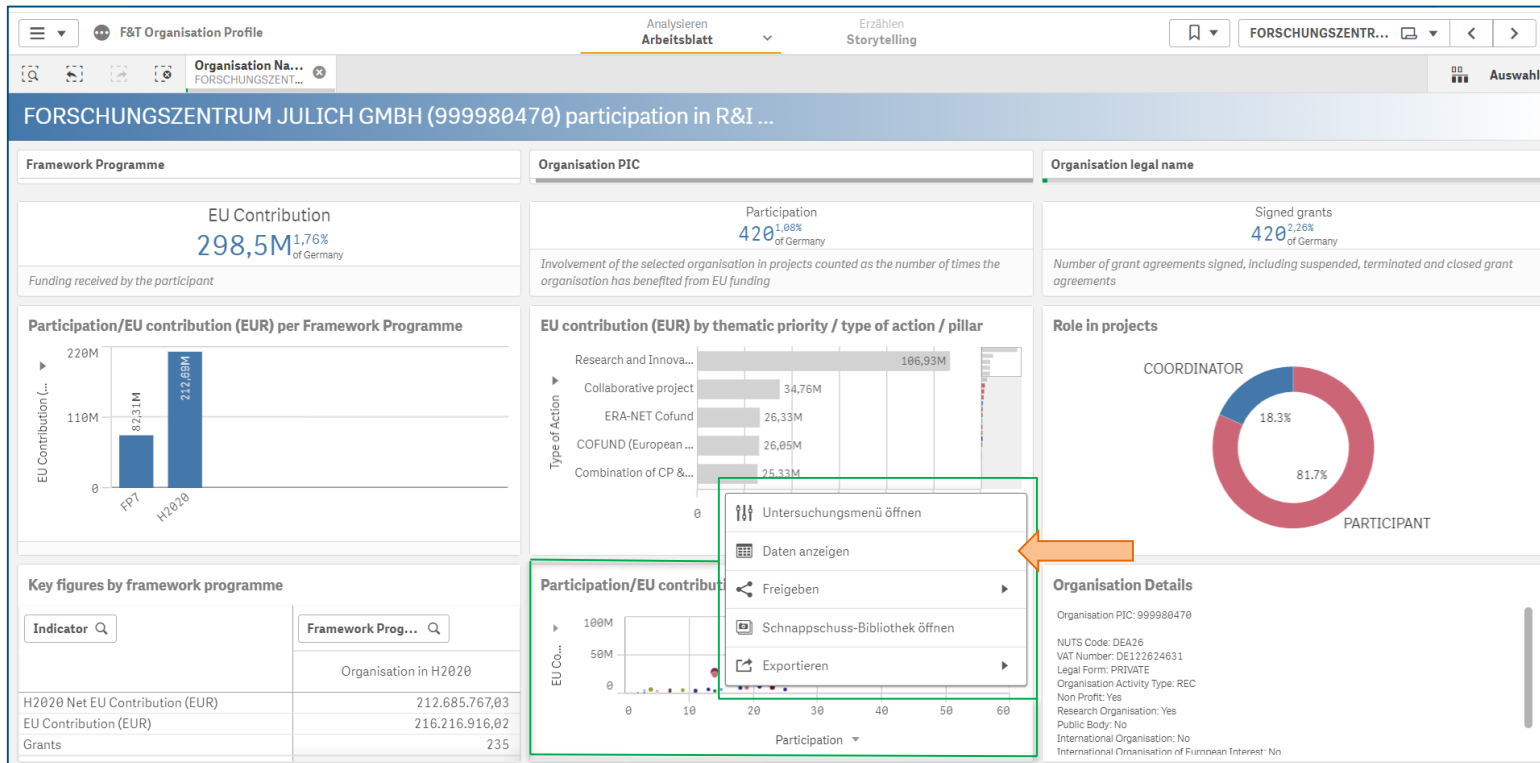


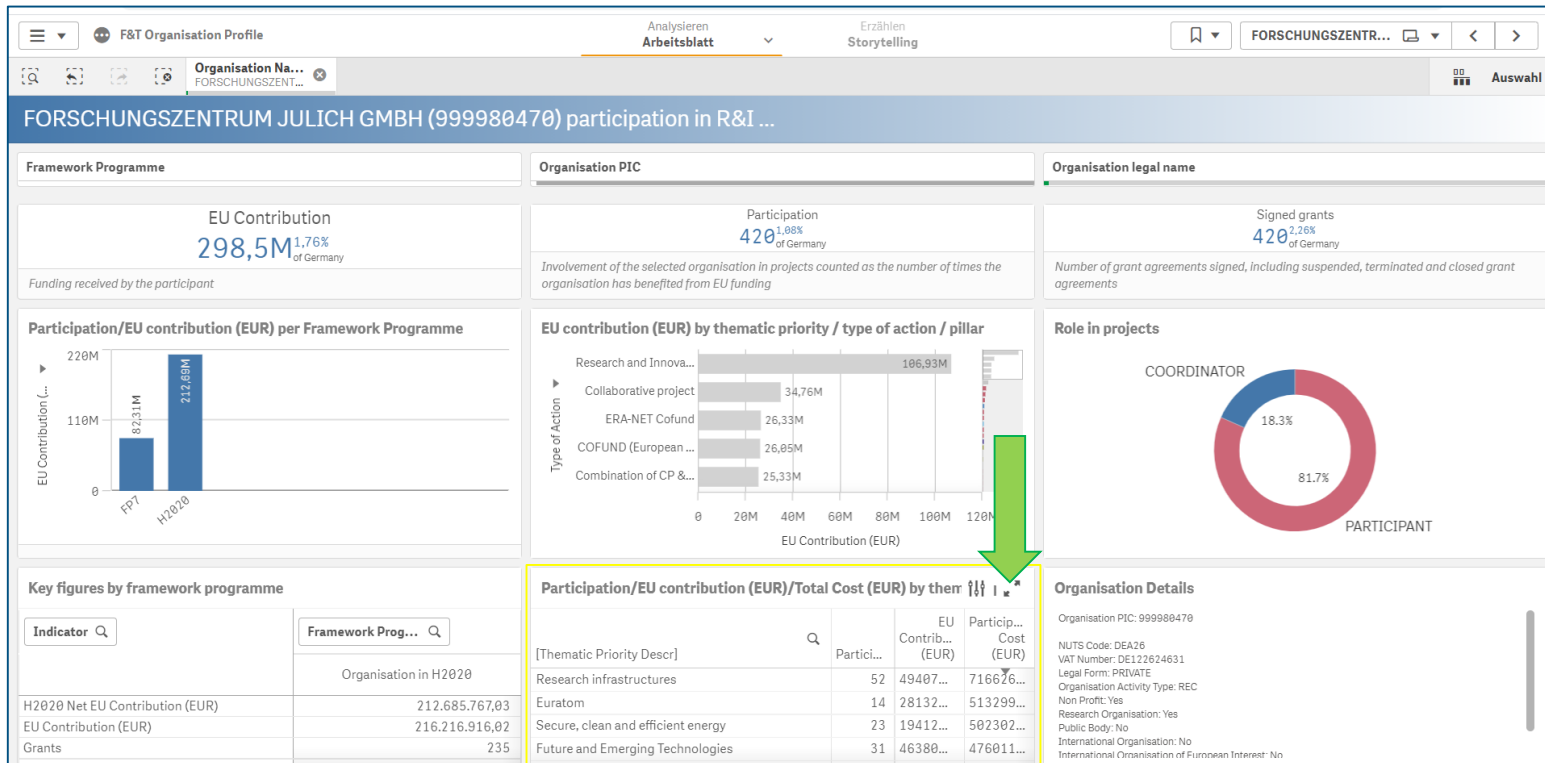


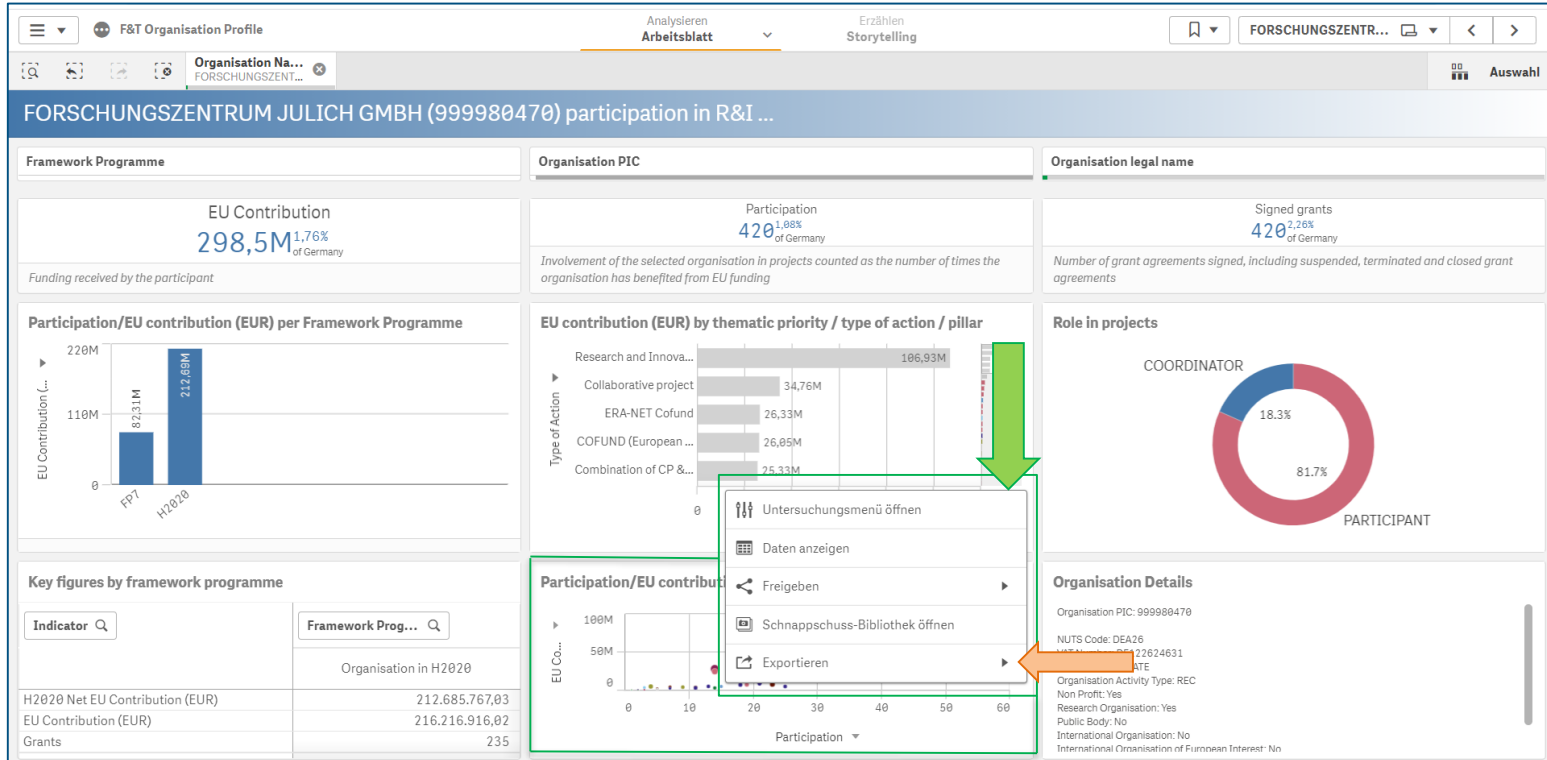


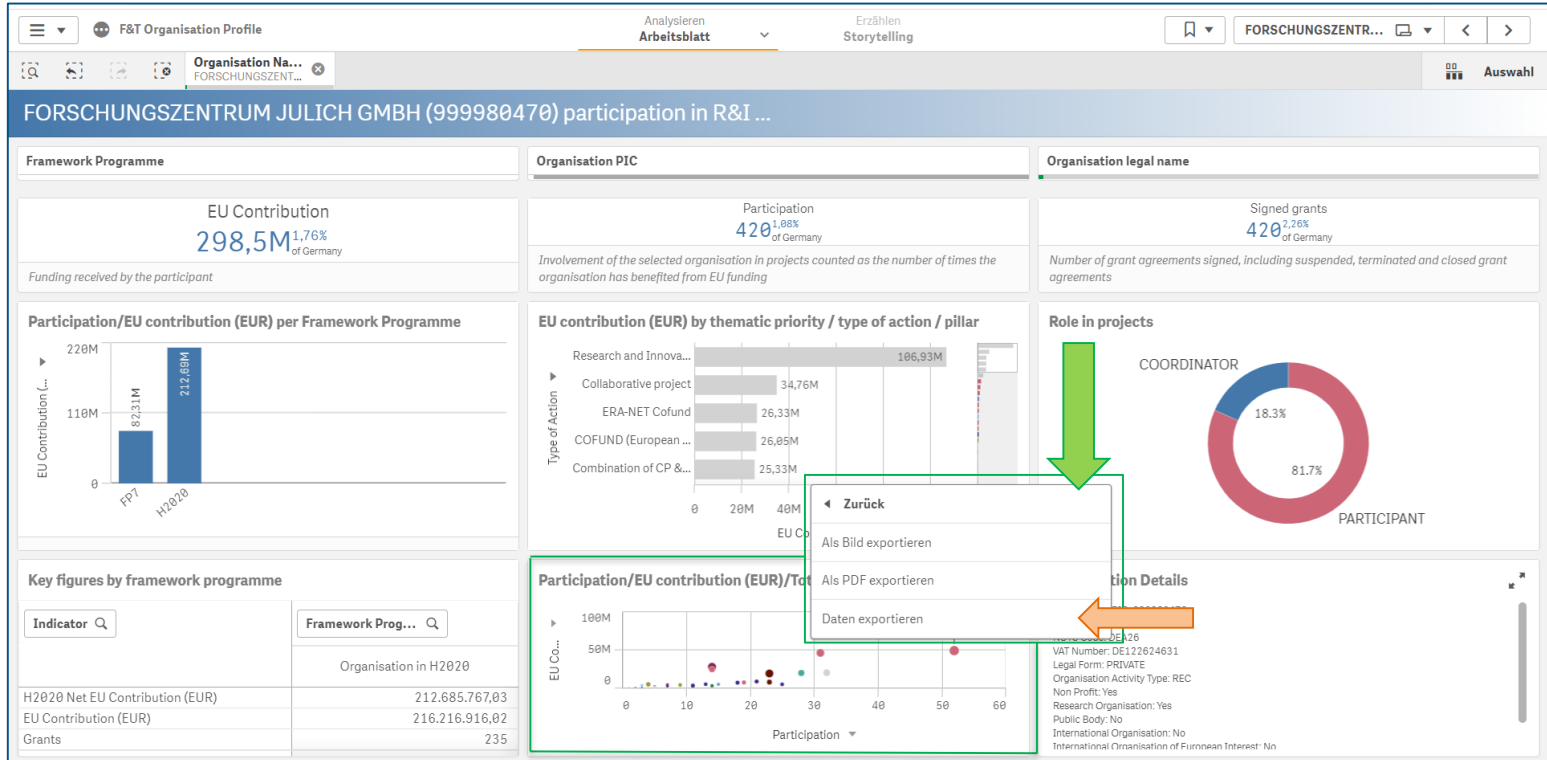


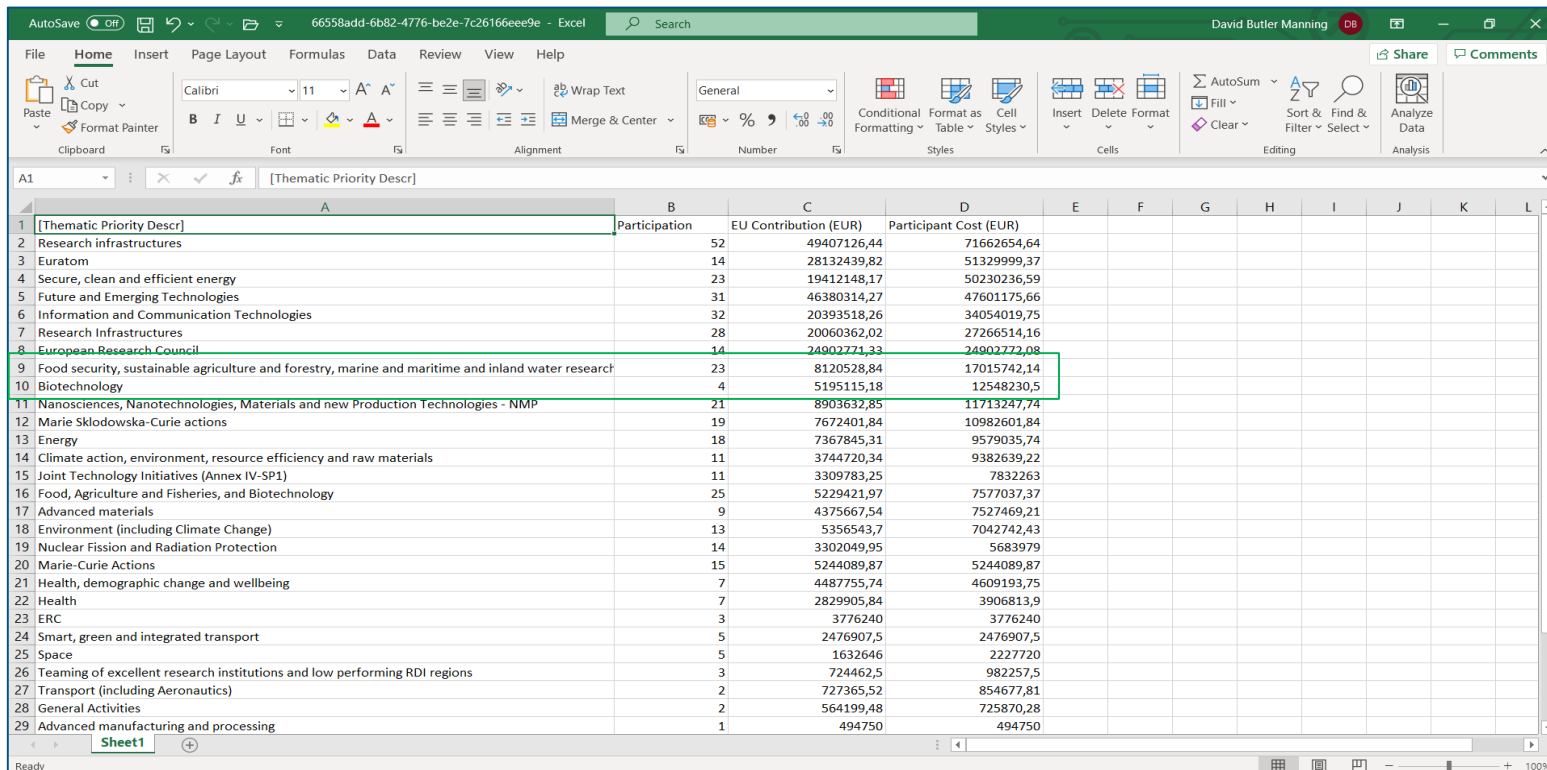




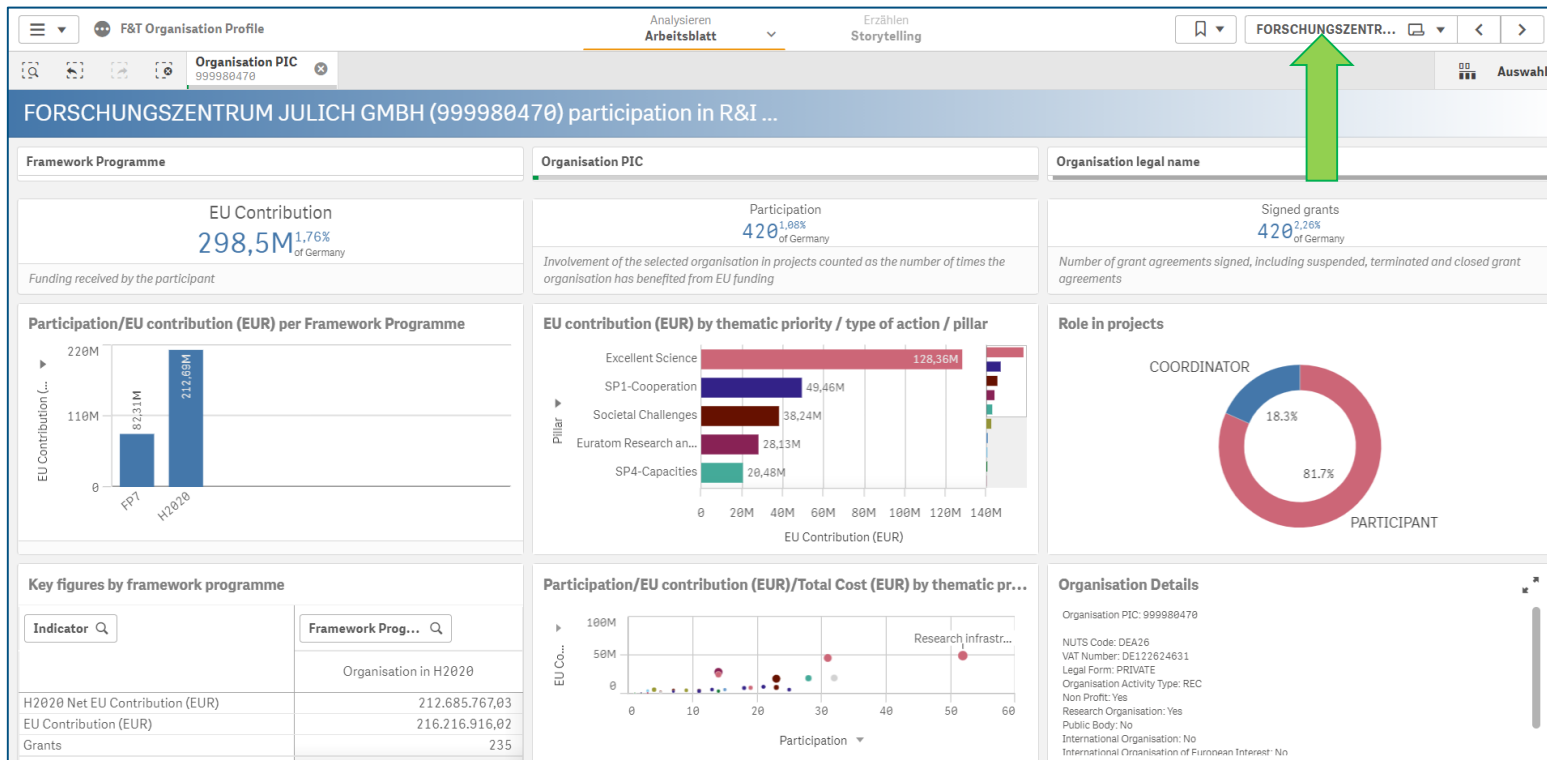








[Thematic Priority Descr]	Participation	EU Contribution (EUR)	Participant Cost (EUR)
1 [Thematic Priority Descr]			
2 Research infrastructures	52	49407126,44	71662654,64
3 Euratom	14	28132439,82	51329999,37
4 Secure, clean and efficient energy	23	19412148,17	50230236,59
5 Future and Emerging Technologies	31	46380314,27	47601175,66
6 Information and Communication Technologies	32	20393518,26	34054019,75
7 Research Infrastructures	28	20060362,02	27266514,16
8 European Research Council	14	24902771,33	24902772,08
9 Food security, sustainable agriculture and forestry, marine and maritime and inland water research	23	8120528,84	17015742,14
10 Biotechnology	4	5195115,18	12548230,5
11 Nanosciences, Nanotechnologies, Materials and new Production Technologies - NMP	21	8903632,85	11713247,74
12 Marie Skłodowska-Curie actions	19	7672401,84	10982601,84
13 Energy	18	7367845,31	9579035,74
14 Climate action, environment, resource efficiency and raw materials	11	3744720,34	9382639,22
15 Joint Technology Initiatives (Annex IV-SP1)	11	3309783,25	7832263
16 Food, Agriculture and Fisheries, and Biotechnology	25	5229421,97	7577037,37
17 Advanced materials	9	4375667,54	7527469,21
18 Environment (including Climate Change)	13	5356543,7	7042742,43
19 Nuclear Fission and Radiation Protection	14	3302049,95	5683979
20 Marie-Curie Actions	15	5244089,87	5244089,87
21 Health, demographic change and wellbeing	7	4487755,74	4609193,75
22 Health	7	2829905,84	3906813,9
23 ERC	3	3776240	3776240
24 Smart, green and integrated transport	5	2476907,5	2476907,5
25 Space	5	1632646	2227720
26 Teaming of excellent research institutions and low performing RDI regions	3	724462,5	982257,5
27 Transport (including Aeronautics)	2	727365,52	854677,81
28 General Activities	2	564199,48	725870,28
29 Advanced manufacturing and processing	1	494750	494750





F&T Organisation Profile

Analysieren **Arbeitsblatt** Erzählen Storytelling

Organisation Na... FORSCHUNGSZENTR...

FORSCHUNGSZENTRUM JULICH GMBH (99998)

Framework Programme

Participation rank
9 out of 6652
Rank among the organisations from the country

Number of Euro...
the organisation

Evolution of participation and contribution

Year	Participation	Contribution
2007	10	100
2008	20	200
2009	30	300
2010	30	300
2011	35	350
2012	30	300
2013	25	250
2014	15	150
2015	45	450
2016	35	350
2017	30	300
2018	40	400

Departments and their participation

Department Name	Department ID	Participation
Totals		
Institute of Energy- and Climate Research - Plasma Physics	Missing	
Juelich Supercomputing Centre	Missing	€ 2
Missing	Missing	€ 1
Jülicher Supercomputing Centre (JSC)	Missing	€ 3
Institute of Neuroscience and Medicine	Missing	€ 1

Arbeitsblätter

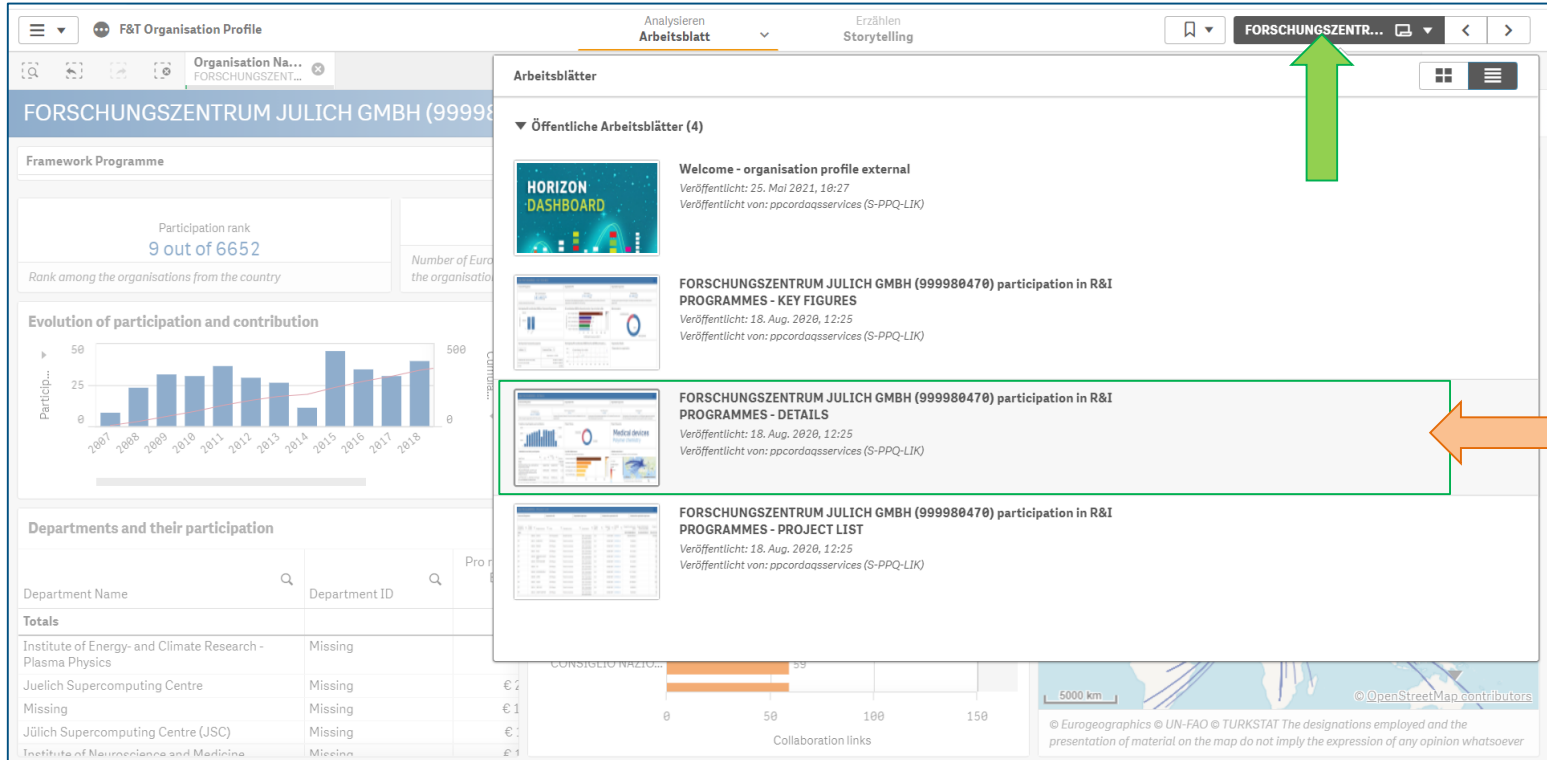
Öffentliche Arbeitsblätter (4)

- HORIZON DASHBOARD
- Welcome - organisation prof...
- FORSCHUNGSZE NTRUM JULICH ...
- FORSCHUNGSZE NTRUM JULICH ...
- FORSCHUNGSZE NTRUM JULICH ...

59 Collaboration links

5000 km

© OpenStreetMap contributors
© Eurogeographics © UN-FAO © TURKSTAT The designations employed and the presentation of material on the map do not imply the expression of any opinion whatsoever



F&T Organisation Profile

Analysieren **Arbeitsblatt** Erzählen Storytelling

Organisation Na... FORSCHUNGSZENTR...

FORSCHUNGSZENTRUM JULICH GMBH (999980470)

Framework Programme

Participation rank
9 out of 6652

Rank among the organisations from the country

Number of Euro...
the organisation

Evolution of participation and contribution

Particip...
50
25
0
2007 2008 2009 2010 2011 2012 2013 2014 2015 2016 2017 2018

Departments and their participation

Department Name	Department ID	Pro...
Totals		
Institute of Energy- and Climate Research - Plasma Physics	Missing	
Juelich Supercomputing Centre	Missing	€ 2
Missing	Missing	€ 1
Jülich Supercomputing Centre (JSC)	Missing	€ 1
Institute of Neurosciences and Medicine	Missing	€ 1

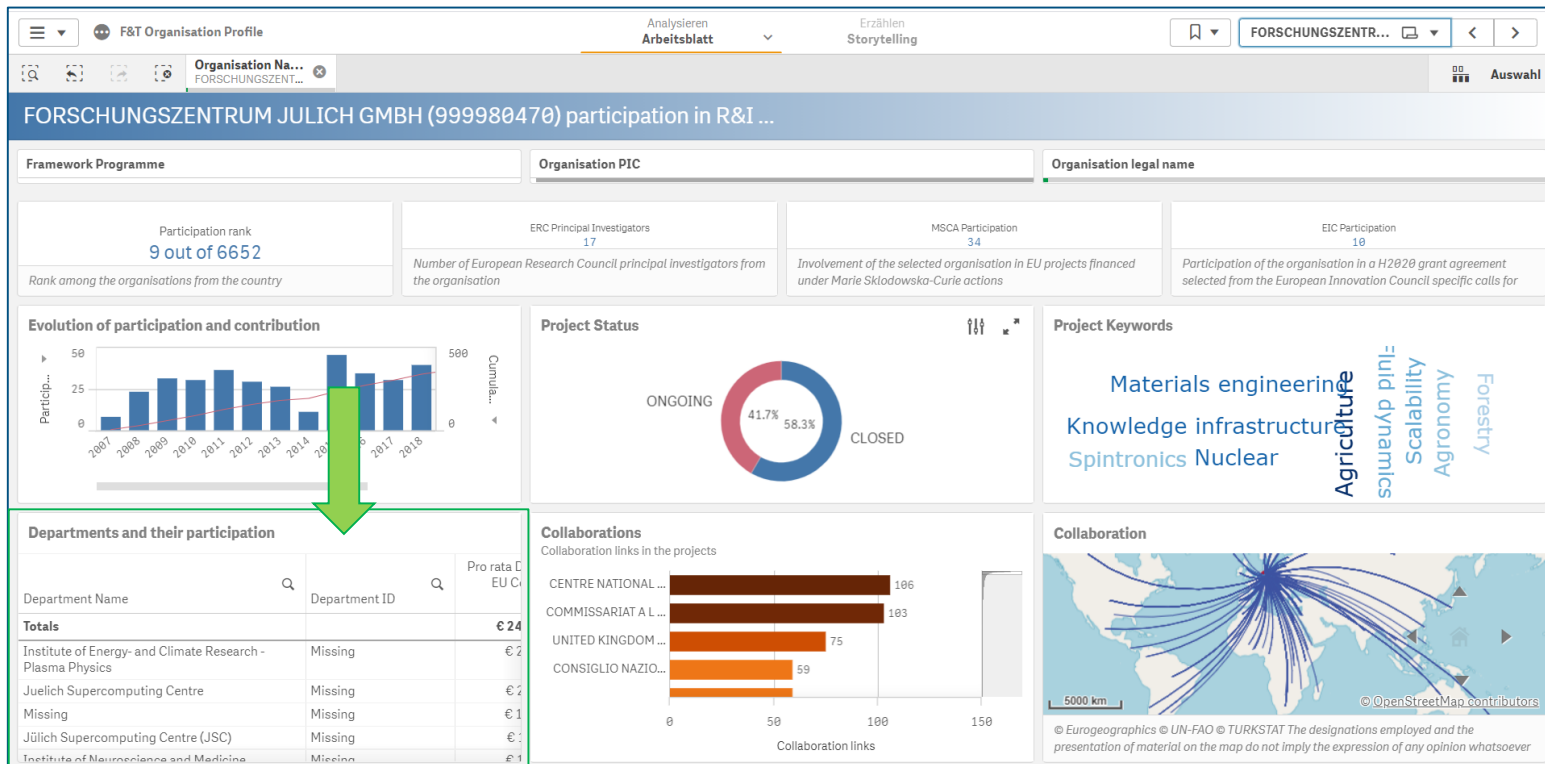
Arbeitsblätter

Öffentliche Arbeitsblätter (4)

- Horizon Dashboard**
Welcome - organisation profile external
Veröffentlicht: 25. Mai 2021, 18:27
Veröffentlicht von: ppcordaaservices (S-PPQ-LIK)
- FORSCHUNGSZENTRUM JULICH GMBH (999980470) participation in R&I PROGRAMMES - KEY FIGURES**
Veröffentlicht: 18. Aug. 2020, 12:25
Veröffentlicht von: ppcordaaservices (S-PPQ-LIK)
- FORSCHUNGSZENTRUM JULICH GMBH (999980470) participation in R&I PROGRAMMES - DETAILS**
Veröffentlicht: 18. Aug. 2020, 12:25
Veröffentlicht von: ppcordaaservices (S-PPQ-LIK)
- FORSCHUNGSZENTRUM JULICH GMBH (999980470) participation in R&I PROGRAMMES - PROJECT LIST**
Veröffentlicht: 18. Aug. 2020, 12:25
Veröffentlicht von: ppcordaaservices (S-PPQ-LIK)

5000 km

© Eurogeographics © UN-FAO © TURKSTAT The designations employed and the presentation of material on the map do not imply the expression of any opinion whatsoever





F&T Organisation Profile

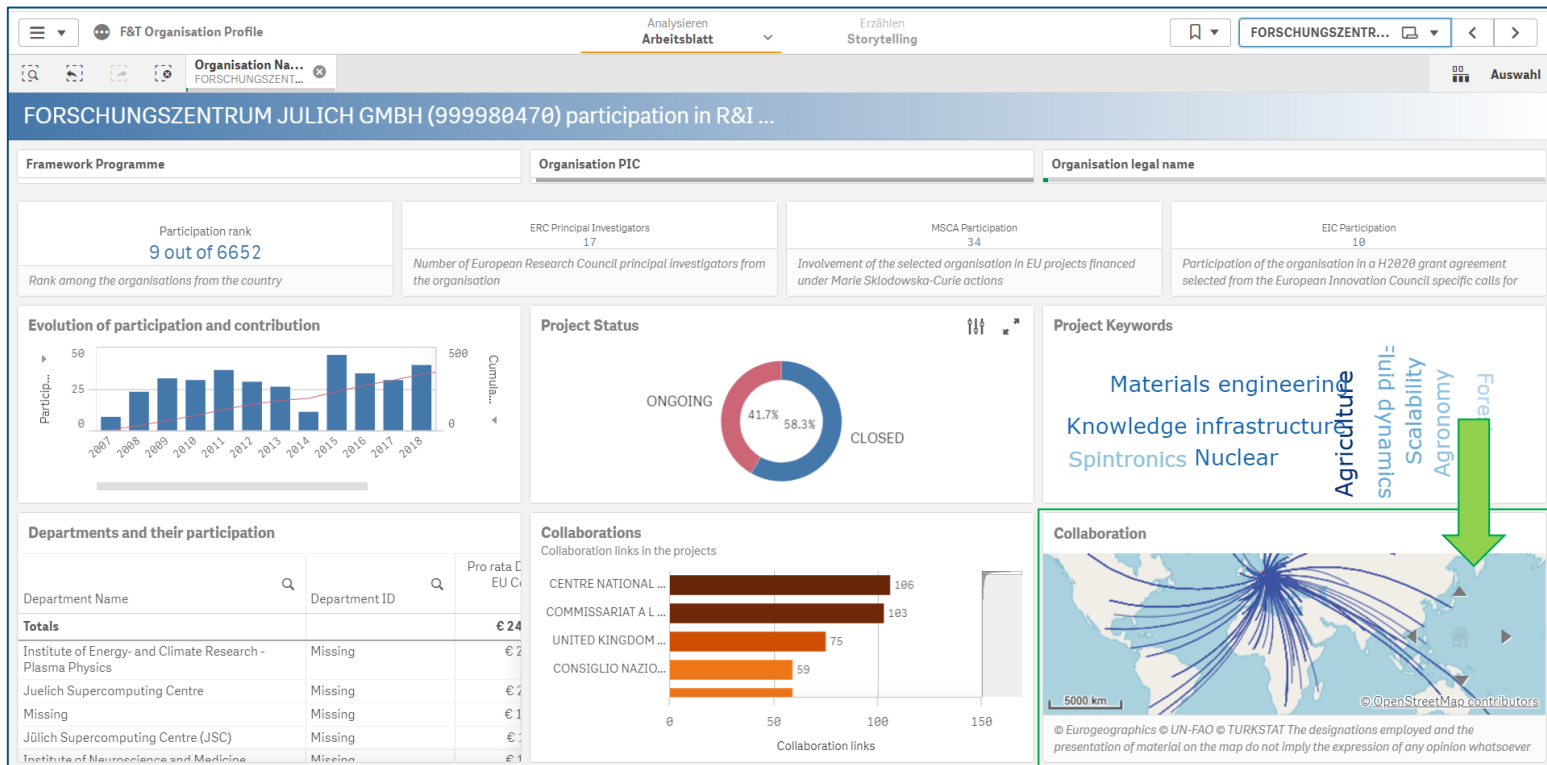
Analysieren Arbeitsblatt Erzählen Storytelling

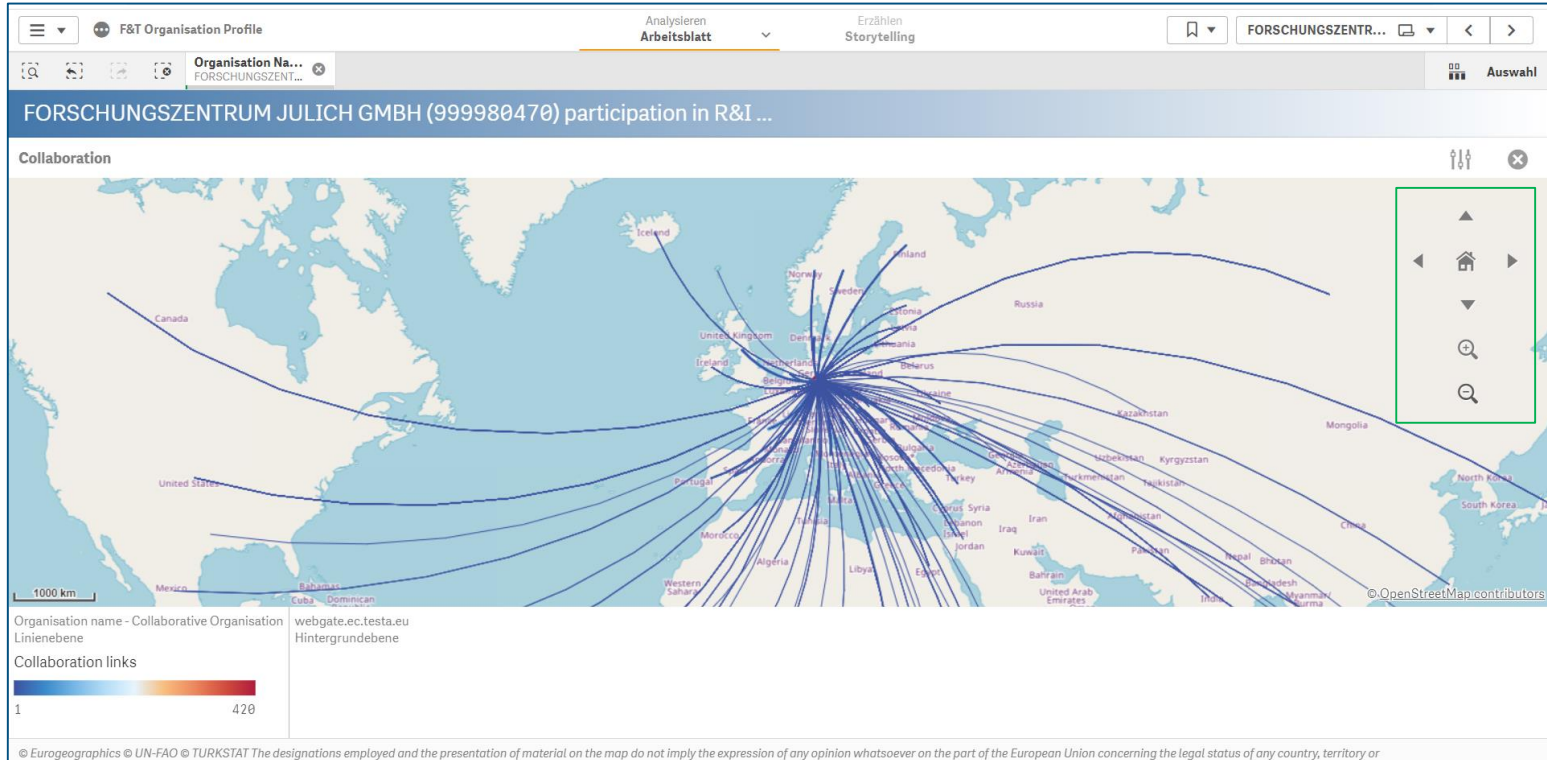
Organisation Na... FORSCHUNGSZENTR... Auswahl

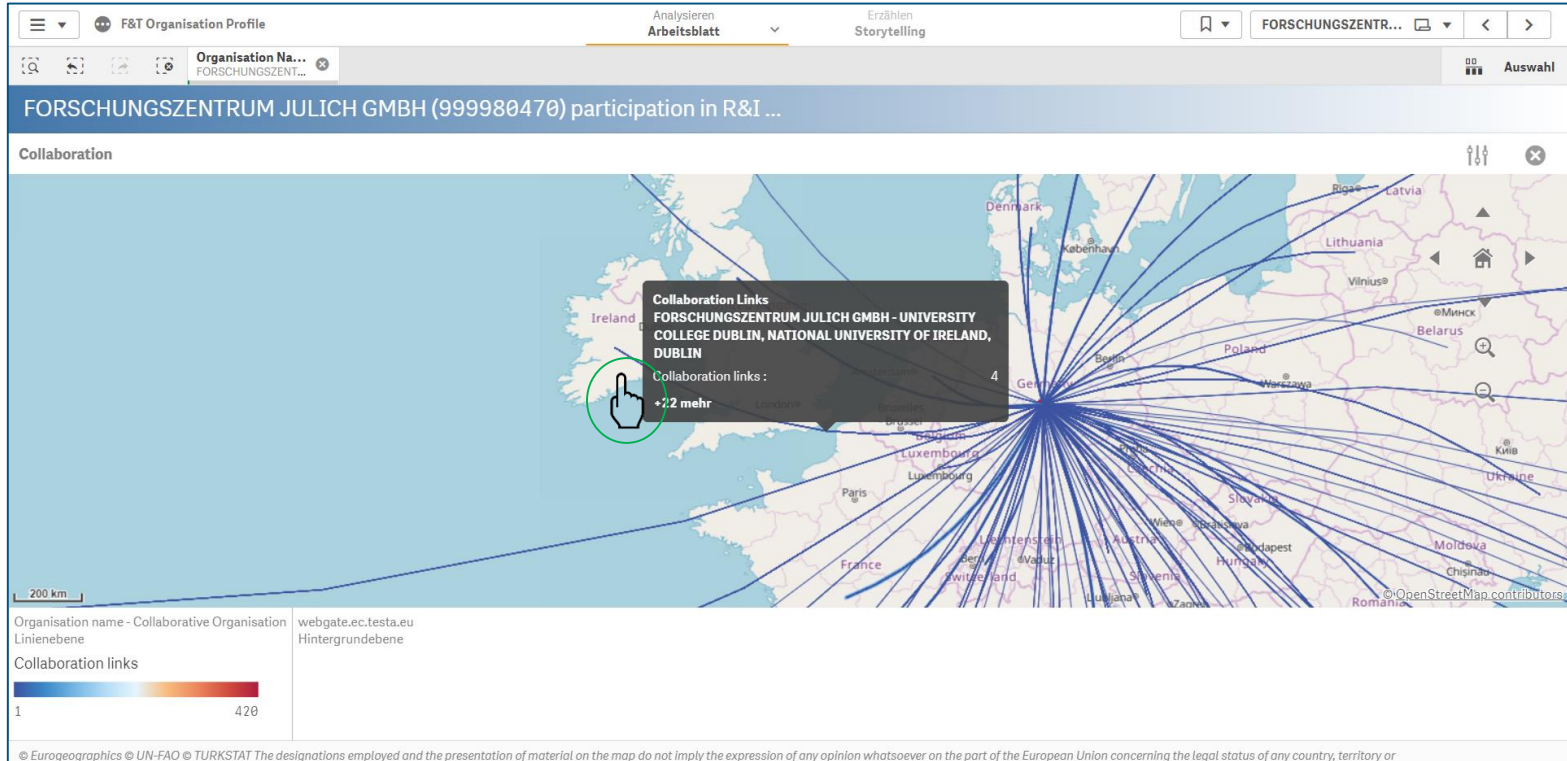
FORSCHUNGSZENTRUM JULICH GMBH (999980470) participation in R&I ...

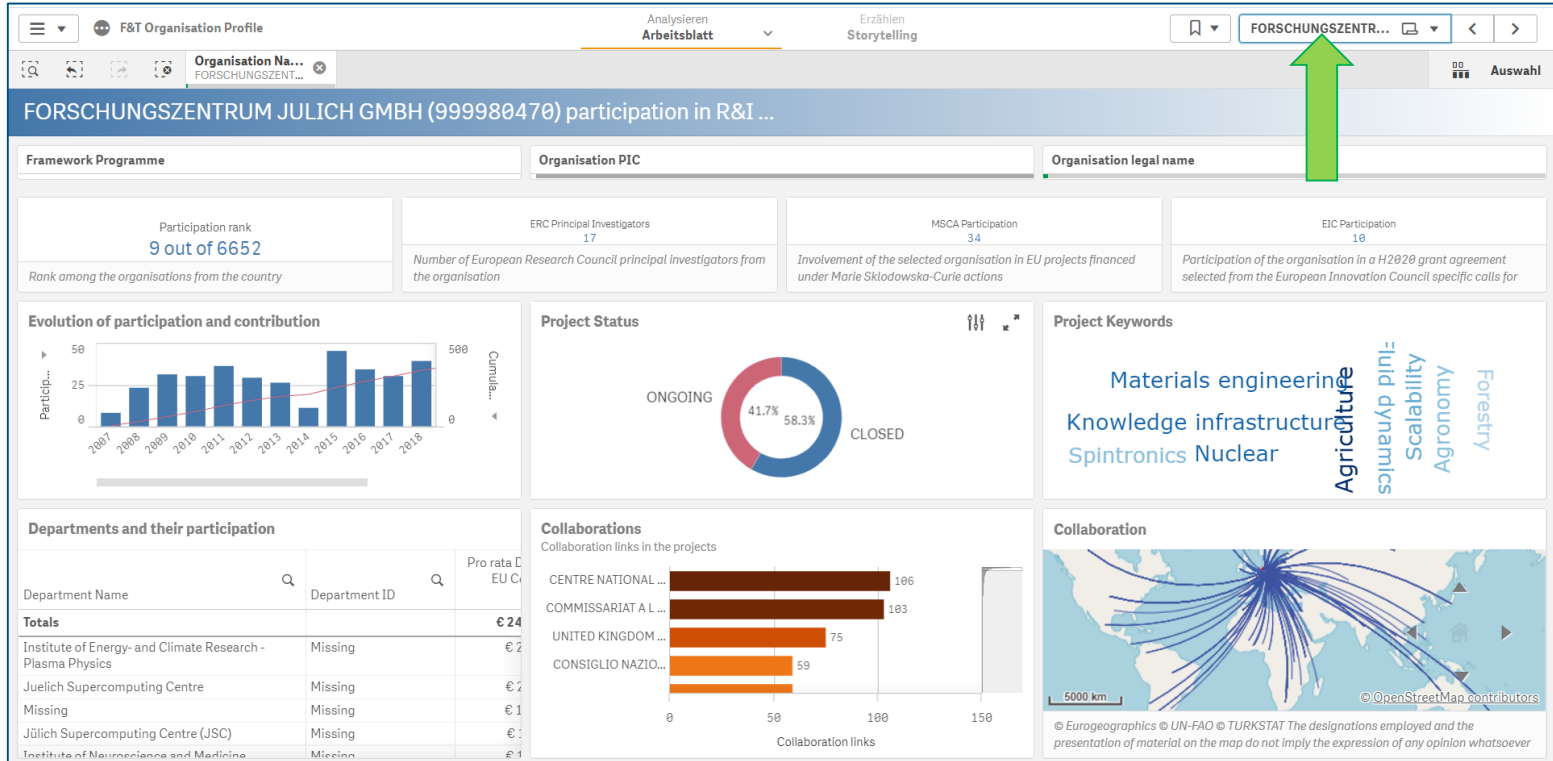
Departments and their participation

Department Name	Department ID	Pro rata Department EU Contribution (EUR)	Department City	Department NUTS 3 Code	Department Country Code
Totals		€ 247.623.417			
Institute of Energy- and Climate Research - Plasma Physics	Missing	€ 25.286.451	JULICH	DEA26	DE
Juelich Supercomputing Centre	Missing	€ 23.159.930	JULICH	DEA26	DE
Missing	Missing	€ 13.818.054	JULICH	DEA26	DE
Jülich Supercomputing Centre (JSC)	Missing	€ 12.917.788	JULICH	DEA26	DE
Institute of Neuroscience and Medicine	Missing	€ 12.763.594	JULICH	DEA26	DE
Juelich Supercomputing Centre (JSC)	Missing	€ 8.502.485	JULICH	DEA26	DE
Juelich Supercomputing Centre - JSC	Missing	€ 8.451.195	JULICH	DEA26	DE
Projekträger Jülich	Missing	€ 5.330.708	JULICH	DEA26	DE
Missing	Missing	€ 4.330.061	JUELICH	DEA26	DE
Institute of Bio- and Geosciences, Plant Sciences (IBG-2)	Missing	€ 4.284.260	JULICH	DEA26	DE
Peter Grünberg Institute / PGI-5	Missing	€ 4.203.759	JULICH	DEA26	DE
Missing	Missing	€ 4.055.803	JUELICH	-	DE
Institute of Neuroscience and Medicine	Missing	€ 3.736.729	Jülich	DEA26	DE
Peter Grünberg Institute / PGI-1	Missing	€ 3.722.163	JULICH	DEA26	DE
Institute of Energy and Climate Research, Troposphere (IEK-8)	Missing	€ 3.621.316	JULICH	DEA26	DE
Institute of Energy and Climate Research, IEK-5	Missing	€ 3.345.795	JULICH	DEA26	DE
Juelich Centre for Neutron Science	Missing	€ 3.310.200	Garching	DE21H	DE
Projektraeger Juelich	Missing	€ 3.015.036	JULICH	DEA26	DE
Jülich Centre for Neutron Science - JCNS 1	Missing	€ 2.952.455	Garching	DE21H	DE
Institute Of Solid State Research	Missing	€ 2.748.183	Juelich	-	DE
Project Management Jülich	Missing	€ 2.528.973	JULICH	DEA26	DE
Institute of Complex Systems ICS-3	Missing	€ 2.523.354	JULICH	DEA26	DE











F&T Organisation Profile

Organisation Na...
FORSCHUNGSZENTR...

FORSCHUNGSZENTRUM JULICH GMBH (999980470)

Framework Programme

Participation rank:
9 out of 6652

Rank among the organisations from the country

Number of Euro...
the organisation

Evolution of participation and contribution

Particip...
500
250
0

2007 2008 2009 2010 2011 2012 2013 2014 2015 2016 2017 2018

Departments and their participation

Department Name	Department ID	Pro...
Totals		
Institute of Energy- and Climate Research - Plasma Physics	Missing	
Juelich Supercomputing Centre	Missing	€ 2
Missing	Missing	€ 1
Jülich Supercomputing Centre (JSC)	Missing	€ 3
Institute of Neuroscience and Medicine	Missing	€ 1

Arbeitsblätter

▼ Öffentliche Arbeitsblätter (4)

- HORIZON DASHBOARD**
Welcome - organisation profile external
Veröffentlicht: 25. Mai 2021, 10:27
Veröffentlicht von: ppcordaasservices (S-PPQ-LIK)
- FORSCHUNGSZENTRUM JULICH GMBH (999980470) participation in R&I PROGRAMMES - KEY FIGURES**
Veröffentlicht: 18. Aug. 2020, 12:25
Veröffentlicht von: ppcordaasservices (S-PPQ-LIK)
- FORSCHUNGSZENTRUM JULICH GMBH (999980470) participation in R&I PROGRAMMES - DETAILS**
Veröffentlicht: 18. Aug. 2020, 12:25
Veröffentlicht von: ppcordaasservices (S-PPQ-LIK)
- FORSCHUNGSZENTRUM JULICH GMBH (999980470) participation in R&I PROGRAMMES - PROJECT LIST**
Veröffentlicht: 18. Aug. 2020, 12:25
Veröffentlicht von: ppcordaasservices (S-PPQ-LIK)

200 km
© Europegraphics © UN-FAO © TURKSTAT The designations employed and the presentation of material on the map do not imply the expression of any opinion whatsoever



F&T Organisation Profile

Analysieren Arbeitsblatt Erzählen Storytelling

Organisation Na... FORSCHUNGSZENT...

FORSCHUNGSZENTRUM JULICH GMBH (999980470) participation in R&I ...

Framework Programme	Organisation PIC	Organisation legal name	Collaborative organisation PIC	Collaborative organisation name						
Framework programme	Project number	Project Acronym	Pillar	Thematic priority	Type of action	Project Status	Signature date	CORDIS link	Project EU contribution (EUR)	Project H2020 Net EU Contribution (EUR)
Totals									3.427.538.670,87	2.573.825.845,23
FP7	202247	NEUTRONSOURCESS	SP4-Capacities	Research Infrastructures	Combination of CP & CSA - Combination of CP & CSA	CLO	28/10/2008	CORDIS link	4.999.995,50	-
FP7	211267	ACSEPT	SP5-Euratom	Nuclear Fission and Radiation Protection	Collaborative project - Collaborative project	CLO	18/12/2007	CORDIS link	8.999.000,00	-
FP7	211333	CARBOWASTE	SP5-Euratom	Nuclear Fission and Radiation Protection	Collaborative project - Collaborative project	CLO	30/05/2008	CORDIS link	6.000.000,00	-
FP7	211363	BIO-NET	SP1-Cooperation	Food, Agriculture and Fisheries, and Biotechnology	Coordination and support action - Coordination and	CLO	26/08/2008	CORDIS link	2.193.579,00	-
FP7	211382	FAIR	SP4-Capacities	Research Infrastructures	Combination of CP & CSA - Combination of CP & CSA	CLO	29/07/2008	CORDIS link	4.899.999,99	-
FP7	211517	UNIQUE	SP1-Cooperation	Energy	Collaborative project - Collaborative project	CLO	27/12/2007	CORDIS link	2.693.627,80	-
FP7	211523	DIGISOIL	SP1-Cooperation	Environment (including Climate Change)	Collaborative project - Collaborative project	CLO	18/09/2008	CORDIS link	3.401.258,00	-
FP7	211528	PRACE	SP4-Capacities	Research Infrastructures	Combination of CP & CSA - Combination of CP & CSA	CLO	18/12/2007	CORDIS link	9.980.000,00	-
FP7	211690	F-BRIDGE	SP5-Euratom	Nuclear Fission and Radiation Protection	Collaborative project - Collaborative project	CLO	17/06/2008	CORDIS link	5.450.000,00	-
FP7	211778	NANOMODEL	SP1-Cooperation	Nanosciences, Nanotechnologies,	Collaborative project - Collaborative project	CLO	09/10/2008	CORDIS link	3.481.149,00	-



F&T Organisation Profile

Analysieren Arbeitsblatt Erzählen Storytelling

Organisation Na... FORSCHUNGSZENTR...

Auswahl

FORSCHUNGSZENTRUM JULICH GMBH (999980470) participation in R&I ...

Framework Programme	Organisation PIC	Organisation legal name	Collaborative organisation PIC	Collaborative organisation name									
Framework programme	Project number	Project Acronym	Pillar	Thematic priority	Type of action	Project Status	Signature date	CORDIS link	Project EU contribution (EUR)	Project H2020 Net EU Contribution (EUR)			
Totals									3.427.538.670,87	2.573.825.845,23			
H2020	690388	VERAM	Societal Challenges	Climate action, resource efficiency, materials	CLO		25/11/2015	CORDIS link	1.431.498,75	1.431.498,75			
H2020	691664	SOLAR-ERA.NET Cofund	Societal Challenges	Secure, clean and just energy transition	ONG		18/12/2015	CORDIS link	3.723.229,95	3.723.229,95			
H2020	691712	ACT	Societal Challenges	Secure, clean and just energy transition	ONG		11/12/2015	CORDIS link	11.889.929,23	11.889.929,23			
H2020	694340	srEDM	Excellent Science	European Research Council	ONG		01/07/2016	CORDIS link	2.379.276,00	2.379.276,00			
H2020	696231	SusAn	Societal Challenges	Food security, agriculture and maritime and inland water research	ONG		05/02/2016	CORDIS link	5.000.000,00	5.000.000,00			
H2020	696324	CSA Oceans 2	Societal Challenges	Food security, agriculture and maritime and inland water research	CLO		26/01/2016	CORDIS link	1.999.375,00	1.999.375,00			
H2020	696356	ERA-GAS	Societal Challenges	Food security, agriculture and maritime and inland water research	ONG		01/02/2016	CORDIS link	5.000.000,00	5.000.000,00			
H2020	700200	COMPASS	Societal Challenges	Smart, green and integrated transport	Research and Innovation action - Research and Innovation action - Research and	CLO	12/04/2016	CORDIS link	3.920.302,50	3.920.302,50			
H2020	720270	HBP SGA1	Excellent Science	Future and Emerging Technologies	Research and Innovation action - Research and	CLO	26/08/2016	CORDIS link	89.000.000,00	89.000.000,00			



F&T Organisation Profile

Analysieren Arbeitsblatt Erzählen Storytelling


Organisation Na... Thematic Priorit... 2 von 59

FORSCHUNGSZENTR... Auswahl

FORSCHUNGSZENTRUM JULICH GMBH (999980470) participation in R&I ...


Framework Programme	Organisation PIC	Organisation legal name	Collaborative organisation PIC	Collaborative organisation name						
Framework programme	Project number	Project Acronym	Pillar	Thematic priority	Type of action	Project Status	Signature date	CORDIS link	Project EU contribution (EUR)	Project H2020 Net EU Contribution (EUR)
Totals									204.664.803,80	143.768.474,00
H2020	652635	PLATFORM2	Societal Challenges	Food security, sustainable agriculture and forestry, marine and maritime and inland water research	Coordination and support action - Coordination and	CLO	20/02/2015	CORDIS link	499.593,00	499.593,00
H2020	652637	BioHorizon	Societal Challenges	Food security, sustainable agriculture and forestry, marine and maritime and inland water research	Coordination and support action - Coordination and	CLO	20/02/2015	CORDIS link	1.999.631,25	1.999.631,25
H2020	652690	COLUMBUS	Societal Challenges	Food security, sustainable agriculture and forestry, marine and maritime and inland water research	Coordination and support action - Coordination and	CLO	19/02/2015	CORDIS link	3.997.488,00	3.997.488,00
H2020	696231	SusAn	Societal Challenges	Food security, sustainable agriculture and forestry, marine and maritime and inland water research	ERA-NET Cofund - ERA-NET Cofund	ONG	05/02/2016	CORDIS link	5.000.000,00	5.000.000,00
H2020	696324	CSA Oceans 2	Societal Challenges	Food security, sustainable agriculture and forestry, marine and maritime and inland water research	Coordination and support action - Coordination and	CLO	26/01/2016	CORDIS link	1.999.375,00	1.999.375,00
H2020	696356	ERA-GAS	Societal Challenges	Food security, sustainable agriculture and forestry, marine and maritime and inland water research	ERA-NET Cofund - ERA-NET Cofund	ONG	01/02/2016	CORDIS link	5.000.000,00	5.000.000,00
H2020	727473	SUSFOOD2	Societal Challenges	Food security, sustainable agriculture and forestry, marine and maritime and inland water research	ERA-NET Cofund - ERA-NET Cofund	ONG	11/10/2016	CORDIS link	4.708.841,61	4.708.841,61
H2020	727486	CASA	Societal Challenges	Food security, sustainable agriculture and forestry, marine and maritime and inland water research	Coordination and support action - Coordination and	CLO	05/10/2016	CORDIS link	2.122.461,25	2.122.461,25






European
Commission

CORDIS
EU research results

English 

Search

[HOME](#) [RESULTS PACKS](#) [RESEARCH/FEU MAGAZINES](#) [NEWS & MEDIA](#) [PROJECTS & RESULTS](#) [ABOUT US](#)

 LOG IN

HORIZON
2020

Cooperation between NCPs for Horizon 2020 Societal Challenge 2 on “Food Security, Sustainable Agriculture and Forestry, Marine, Maritime and Inland Water Research and the Bioeconomy” and the Key Enabling Technology - Biotechnology

Fact Sheet

[Reporting](#) [Results](#) [News & Multimedia](#)

Objective

The overall idea of the BioHorizon proposal is to establish innovative and mutually learning pan-European platform for transnational activities of NCPs involved in the SC2 and KET-B. The aim is also to create a network of NCPs exploiting the synergies of acquired and distributed knowledge, collective development and trainings, in which all NCPs can learn from each other, thus increasing mutual understanding of different approaches and requirements in the daily work of an NCP. The network will develop novel, high quality services provided to SC2 and KET-B beneficiaries. The excellent assistance provided by BioHorizon will go beyond typical NCP services, since the established network will put an emphasis on complex and multidisciplinary aspects of Horizon 2020, including widening participation of the EU 28. The methodology applied to achieve the objectives includes: trainings, workshops addressed at NCP needs identified during the evaluation of current activities, networking staff exchange programme, e-mentoring scheme and trans-national brokerage events. Furthermore, based on the results of the previous project, the new BioHorizon will greatly improve and enhance capacity building and networking opportunities by continuing with activities and measures proven to be successful, but also including new elements. BioHorizon will fully cover activities that include innovative and efficient training of NCPs across Europe, thus helping to simplify and increase access to H2020 calls, lowering barriers for newcomers and improving the quality of proposals submitted. Special attention will be given to networking and improved collaboration of the ICPC NCPs, supporting and increasing their integration with the European NCPs. BioHorizon aims to generate high impact on different levels: improvement and professionalisation of NCP services, higher number and higher quality of proposals submitted through the establishment of an active network of SC2 and KET-B NCPs at European level.

Fields of science

[engineering and technology](#) > [other engineering and technologies](#) > [food and beverages](#) > [food safety](#)
[agricultural sciences](#) > [agriculture, forestry, and fisheries](#) > [agriculture](#) > [sustainable agriculture](#)

Project Information

BioHorizon
Grant agreement ID: 652637


Closed project

Start date
1 March 2015

End date
31 December 2019

Funded under
H2020-EU 3.2.

Overall budget
€ 2 089 912,50



EU contribution
€ 1 999 631,25

Coordinated by
 INSTYTUT PODSTAWOWYCH PROBLEMOW
 TECHNIKI POLSKIEJ AKADEMII NAUK
■ Poland

This project is featured in...



Supporting and networking existing national contact points for Horizon 2020 Societal Challenge 2 on 'Food Security, Sustainable Agriculture, Marine and Maritime Research and the Bioeconomy' at different levels: improvement and professionalisation of NCP services, higher number and higher quality of proposals submitted through the establishment of an active network of SC2 and KET-B NCPs at European level.

Fields of science

engineering and technology > other engineering and technologies > food and beverages > food safety
agricultural sciences > agriculture, forestry, and fisheries > agriculture > sustainable agriculture

Programme(s)

H2020-EU.3.2. - SOCIETAL CHALLENGES - Food security, sustainable agriculture and forestry, marine, maritime and inland water research, and the bioeconomy

Topic(s)

ISIB-09-2014 - Supporting National Contact Points for Horizon 2020 Societal Challenge 2 on 'Food Security, Sustainable Agriculture, Marine and Maritime Research and the Bioeconomy' and the Key Enabling Technology (KET) 'Biotechnology'

Call for proposal

H2020-ISIB-2014-1
See other projects for this call

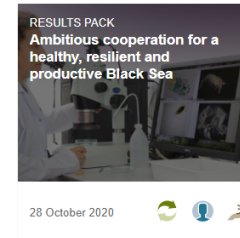
Funding Scheme

CSA - Coordination and support action



INSTYTUT PODSTAWOWYCH PROBLEMOW
TECHNIKI POLSKIEJ AKADEMII NAUK
Poland


This project is featured in...





Leaflet | Map data © OpenStreetMap contributors, Credit: EC-GISCO | © EuroGeographics for the administrative boundaries

Coordinator











 **INSTYTUT PODSTAWOWYCH PROBLEMOW TECHNIKI
POLSKIEJ AKADEMII NAUK**

Address	Activity type	EU contribution
Adolfa Pawinskiego 5B 02-106 Warsaw Poland	Research Organisations	€ 466 643,75

[Website](#) [Contact the organisation](#)

Participants (16)

Sort alphabetically Sort by EU Contribution Expand all

 MINISTERIE VAN ECONOMISCHE ZAKEN EN KLIMAAT Netherlands	EU contribution € 75 075	
 TECHNOLOGICKE CENTRUM AKADEMIE VED CESKE REPUBLIKY Czechia	EU contribution € 122 125	
 FORSCHUNGSZENTRUM JULICH GMBH Germany	EU contribution € 327 756,25	
 ASSOCIATION DE COORDINATION TECHNIQUE POUR L'INDUSTRIE AGROALIMENTAIRE France	EU contribution € 173 875	
 AGENZIA PER LA PROMOZIONE DELLA RICERCA EUROPEA Italy	EU contribution € 304 125	

Note: A green arrow points to the dropdown arrow of the FORSCHUNGSZENTRUM JULICH GMBH entry, and the 'Contact the organisation' link for this entry is circled in green.



F&T Organisation Profile

Analysieren Arbeitsblatt Erzählen Storytelling

Organisation Na... FORSCHUNGSZENT...


Auswahl

FORSCHUNGSZENTRUM JULICH GMBH (999980470) participation in R&I ...

Framework Programme Organisation PIC Organisation legal name Collaborative organisation name

Framework programme	Project number	Project Acronym	Pillar	Thematic priority	Type of action	Project Status	Start date	CORDIS link	Contribution (EUR)	Project H2020 Net EU Contribution (EUR)
Totals									3.427.538.670,87	2.573.825.845,23
FP7	202247	NEUTRONSOURCESS	SP4-Capacities	Research Infrastructures	Combination of CP & CSA - Combination of CP & CSA	CLO	28/10/2008	CORDIS link	4.999.995,50	-
FP7	211267	ACSEPT	SP5-Euratom	Nuclear Fission and Radiation Protection	Collaborative project - Collaborative project	CLO	18/12/2007	CORDIS link	8.999.000,00	-
FP7	211333	CARBOWASTE	SP5-Euratom	Nuclear Fission and Radiation Protection	Collaborative project - Collaborative project	CLO	30/05/2008	CORDIS link	6.000.000,00	-
FP7	211363	BIO-NET	SP1-Cooperation	Food, Agriculture and Fisheries, and Biotechnology	Coordination and support action - Coordination and	CLO	26/08/2008	CORDIS link	2.193.579,00	-
FP7	211382	FAIR	SP4-Capacities	Research Infrastructures	Combination of CP & CSA - Combination of CP & CSA	CLO	29/07/2008	CORDIS link	4.899.999,99	-
FP7	211517	UNIQUE	SP1-Cooperation	Energy	Collaborative project - Collaborative project	CLO	27/12/2007	CORDIS link	2.693.627,80	-
FP7	211523	DIGISOIL	SP1-Cooperation	Environment (including Climate Change)	Collaborative project - Collaborative project	CLO	18/09/2008	CORDIS link	3.401.258,00	-
FP7	211528	PRACE	SP4-Capacities	Research Infrastructures	Combination of CP & CSA - Combination of CP & CSA	CLO	18/12/2007	CORDIS link	9.980.000,00	-
FP7	211690	F-BRIDGE	SP5-Euratom	Nuclear Fission and Radiation Protection	Collaborative project - Collaborative project	CLO	17/06/2008	CORDIS link	5.450.000,00	-
FP7	211778	NANOMODEL	SP1-Cooperation	Nanosciences, Nanotechnologies,	Collaborative project - Collaborative project	CLO	09/10/2008	CORDIS link	3.481.149,00	-

rechter
Mausklick

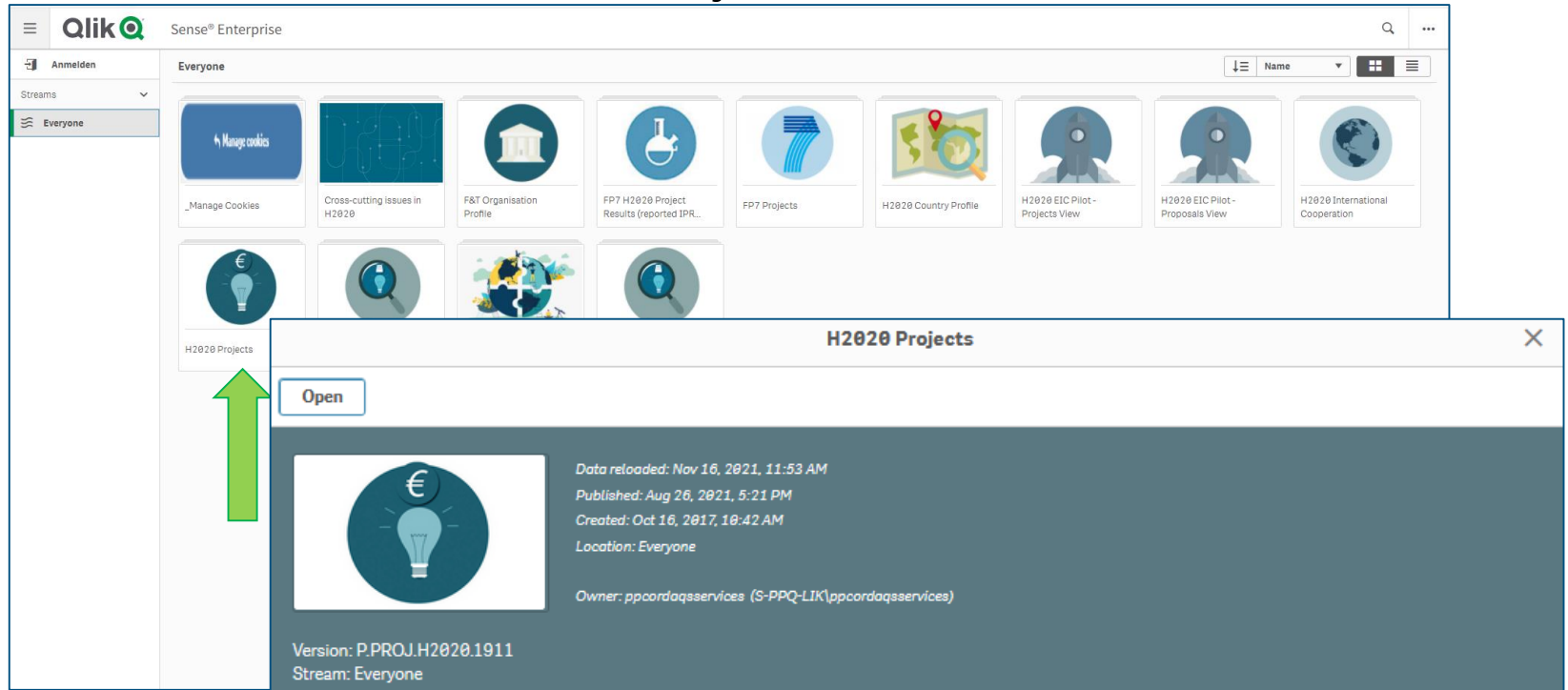




1	2	3	4	5	6	7	8	9	10	11	12	13	14	15
1	Framework	Project number	Project Acronym	Pillar	Thematic priority	Type of action	Project Statu	Signature date	CORDIS link	Project EU cont	Project H2I	Project total co	EUR	
188	H2020	633080	MACC-III	Industrial Leadersh	Space	Coordination and suppor	CLO	05/08/2014	http://cordis.europ	5.000.000,00	5.000.000,00	5.018.391,25		
189	H2020	638718	CUSTOM-SENSE	Excellent Science	European Research Council	Starting Grant - Starting C	ONG	28/04/2015	http://cordis.europ	1.482.220,00	1.482.220,00	1.482.220,00		
190	H2020	639905	ProPlantStress	Excellent Science	European Research Council	Starting Grant - Starting C	CLO	20/05/2015	http://cordis.europ	1.804.663,00	1.804.663,00	1.804.663,00		
191	H2020	641003	C-ENERGY 2020	Societal Challenge: Secure, clean and efficient energy		Coordination and suppor	CLO	28/11/2014	http://cordis.europ	1.500.000,00	1.500.000,00	1.524.428,75		
192	H2020	641839	DiStruc	Excellent Science	Marie Skłodowska-Curie actions	Marie Skłodowska-Curie	CLO	01/12/2014	http://cordis.europ	3.613.194,36	3.613.194,36	3.613.194,36		
193	H2020	642025	NCPs CaRE	Societal Challenge: Climate action, environment, resource		Coordination and suppor	ONG	09/12/2014	http://cordis.europ	1.999.932,00	1.999.932,00	2.007.933,75		
194	H2020	642069	HPC-LEAP	Excellent Science	Marie Skłodowska-Curie actions	Marie Skłodowska-Curie	CLO	16/12/2014	http://cordis.europ	3.667.663,72	3.667.663,72	3.667.663,72		
195	H2020	642866	InCeM	Excellent Science	Marie Skłodowska-Curie actions	Marie Skłodowska-Curie	CLO	16/12/2014	http://cordis.europ	3.866.665,32	3.866.665,32	3.866.665,32		
196	H2020	643271	ERACoSysMed	Societal Challenge: Health, demographic change and wellb		ERA-NET Cofund - ERA-N	CLO	01/12/2014	http://cordis.europ	4.876.821,00	4.876.821,00	14.778.271,00		
197	H2020	646039	ERANet SmartGrid	Societal Challenge: Secure, clean and efficient energy		ERA-NET Cofund - ERA-N	ONG	24/04/2015	http://cordis.europ	9.149.908,26	9.149.908,26	30.903.961,72		
198	H2020	646112	NMP TeAm 3	Industrial Leadersh	Advanced materials	Coordination and suppor	CLO	15/12/2014	http://cordis.europ	599.135,12	599.135,12	638.103,41		
199	H2020	652612	FACCE-Evolve	Societal Challenge: Food security, sustainable agriculture a		Coordination and suppor	CLO	20/02/2015	http://cordis.europ	2.000.000,00	2.000.000,00	3.328.035,92		
200	H2020	652615	FACCE SURPLUS	Societal Challenge: Food security, sustainable agriculture a		ERA-NET Cofund - ERA-N	CLO	20/02/2015	http://cordis.europ	5.000.000,00	5.000.000,00	15.296.515,10		
201	H2020	652635	PLATFORM2	Societal Challenge: Food security, sustainable agriculture a		Coordination and suppor	CLO	20/02/2015	http://cordis.europ	499.593,00	499.593,00	499.593,75		
202	H2020	652637	BioHorizon	Societal Challenge: Food security, sustainable agriculture a		Coordination and suppor	CLO	20/02/2015	http://cordis.europ	1.999.631,25	1.999.631,25	2.102.443,60		
203	H2020	652690	COLUMBUS	Societal Challenge: Food security, sustainable agriculture a		Coordination and suppor	CLO	19/02/2015	http://cordis.europ	3.997.488,00	3.997.488,00	4.019.715,43		
204	H2020	653373	SPICY	Societal Challenge: Smart, green and integrated transport		Research and Innovation CLO		14/04/2015	http://cordis.europ	6.896.053,50	6.896.053,50	7.250.428,75		
205	H2020	653838	PRACE-4IP	Excellent Science	Research infrastructures	Research and Innovation CLO		06/05/2015	http://cordis.europ	15.000.000,00	#####	20.842.974,25		
206	H2020	653965	AARC	Excellent Science	Research infrastructures	Research and Innovation CLO		17/04/2015	http://cordis.europ	2.941.060,00	2.941.060,00	3.001.560,00		
207	H2020	654000	SINE2020	Excellent Science	Research infrastructures	Research and Innovation CLO		31/07/2015	http://cordis.europ	10.863.447,00	#####	12.080.866,25		
208	H2020	654065	EUDAT2020	Excellent Science	Research infrastructures	Research and Innovation CLO		15/04/2015	http://cordis.europ	18.865.385,00	#####	20.234.244,44		
209	H2020	654124	NoNde	Excellent Science	Research infrastructures	Research and Innovation CLO		22/04/2015	http://cordis.europ	3.800.932,50	3.800.932,50	3.800.932,50		
210	H2020	654166	CREMLIN	Excellent Science	Research infrastructures	Coordination and suppor	CLO	24/04/2015	http://cordis.europ	1.696.250,00	1.696.250,00	1.696.250,00		
211	H2020	654182	ENVRI PLUS	Excellent Science	Research infrastructures	Research and Innovation CLO		28/04/2015	http://cordis.europ	14.683.534,25	#####	15.344.368,00		
212	H2020	654248	CORBEL	Excellent Science	Research infrastructures	Research and Innovation CLO		08/07/2015	http://cordis.europ	14.837.800,00	#####	16.057.712,00		
213	H2020	654359	nETER	Excellent Science	Research infrastructures	Research and Innovation CLO		04/05/2015	http://cordis.europ	4.999.138,00	4.999.138,00	5.036.704,00		
214	H2020	654360	nFA-Europe	Excellent Science	Research infrastructures	Research and Innovation ONG		17/07/2015	http://cordis.europ	9.994.861,00	9.994.861,00	13.464.708,44		
215	H2020	657263	GATEWAY	Societal Challenge: Secure, clean and efficient energy		Coordination and suppor	CLO	01/04/2015	http://cordis.europ	787.700,00	787.700,00	787.700,00		




Datenbank 2: H2020 Projects



The screenshot shows the Qlik Sense Enterprise interface. The main dashboard displays a grid of data streams. A modal window titled "H2020 Projects" is open, showing details for a specific stream. A green arrow points to the "H2020 Projects" stream icon in the dashboard grid.

H2020 Projects

Open



Data reloaded: Nov 16, 2021, 11:53 AM
Published: Aug 26, 2021, 5:21 PM
Created: Oct 16, 2017, 10:42 AM
Location: Everyone
Owner: ppcordaqservices (S-PPQ-LIK\ppcordaqservices)


Version: P.PROJ.H2020.1911
Stream: Everyone



H2020 Projects


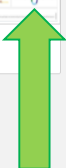
Analysieren
Arbeitsblatt


Erzählen
Storytelling


 **H2020 Projects**
Zuletzt geladene Daten: 14. Juli 2021, 11:05
Veröffentlicht: 14. Juli 2021, 11:20
Veröffentlicht auf: Everyone
Version: P.PROJ.H2020.1911
Stream: Everyone


Arbeitsblätter | Lesezeichen | Storys

▼ Öffentliche Arbeitsblätter (4)

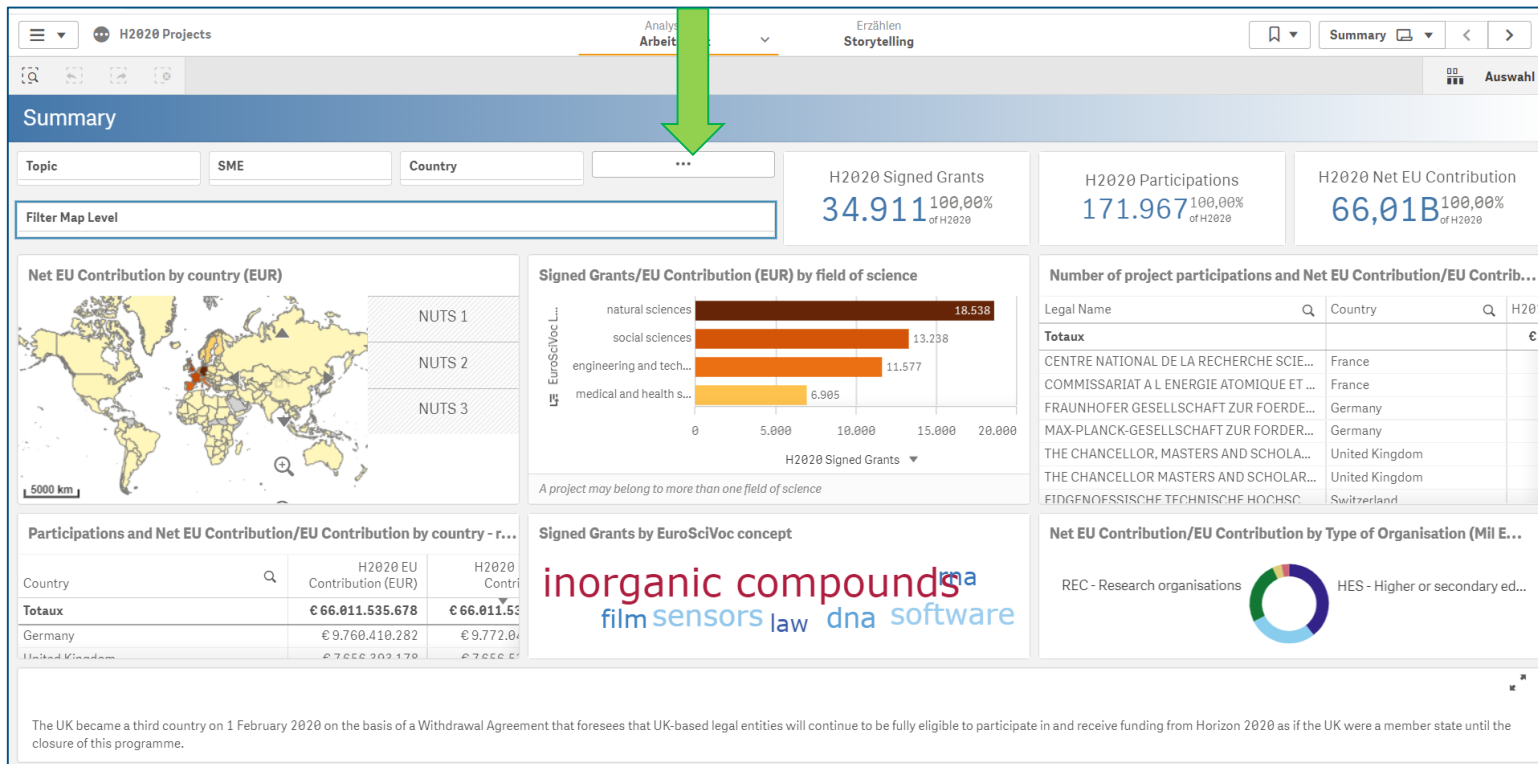
 Summary 

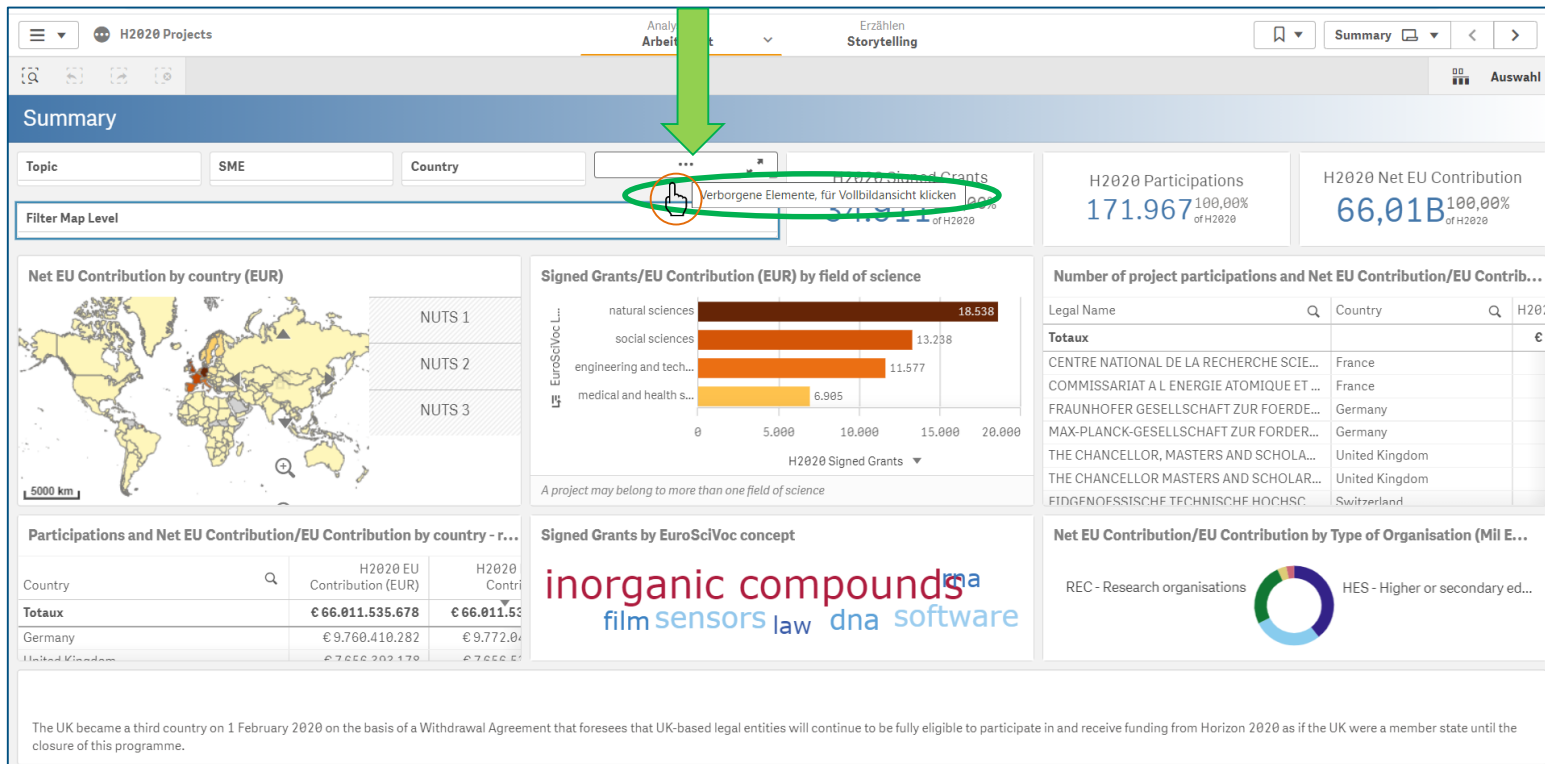
 H2020 Projects

 H2020 Participations

 Data Export

0







H2020 Projects

Analysieren **Arbeitsblatt** Erzählen **Storytelling**

Summary

Auswahl

Topic	SME	Country	Simplified Type of Action	NUTS1	NUTS2	NUTS3	Focus Area
'First of a Kind' solutions for ...	No	Afghanistan	Advanced Grant	AKDENIZ	Abruzzo	A Coruña	Boosting the effectiveness o...
2D CONSULTATION EEN BB...	Yes	Albania	Co-funding of regional, natio...	ÅLAND	Adana, Mersin	Aargau	Circular Economy
2nd Generation of design to...		Algeria	COFUND (European Joint P...	ALFÖLD ÉS ÉSZAK	Agder og Rogaland	Aberdeen City and Aberdee...	Digitising and transforming ...
3D printing and harsh enviro...		American Samoa	Consolidator Grant	ALSACE-CHAMPAGNE-ARD...	Ağrı, Kars, Iğdir, Ardahan	Achterhoek	Low-carbon and climate resi...
4D Trajectory Management		Andorra	Coordination and support a...	AQUITAINE-LIMOUSIN-PO...	Åland	Adana	Not applicable
5G		Angola	Coordination and support a...	ATTIKH (ATTIKI)	Alentejo	Adiyaman	
5G - Next Generation Comm...		Anguilla	ERA-NET Cofund	AUVERGNE-RHÔNE-ALPES	Algarve	Afyonkarahisar	
5G and beyond		Antarctica	ERC low value grant	BADEN-WÜRTTEMBERG	Alsace	Agglomeratie 's-Gravenhage	
5G End to End Facility		Antigua and Barbuda	ERC Proof of Concept Lump...	BATI ANADOLU	Andalucía	Agglomeratie Haarlem	
5G for cooperative, connect...		Argentina	EuroHPC-CSA	BATI KARADENIZ	Ankara	Agglomeratie Leiden en Boll...	
5G Long Term Evolution		Armenia	EuroHPC-IA	BATI MARMARA	Antalya, Isparta, Burdur	Agrigento	
5G Networks		Aruba	EuroHPC-RIA	BAYERN	Aquitaine	Ağrı	
5G PPP - 5G core technolog...		Australia	Grant to identified beneficia...	BERLIN	Aragón	Ahrweiler	
5G PPP - 5G for Connected ...		Austria	Innovation action	BOURGOGNE-FRANCHE-C...	Área Metropolitana de Lisboa	Alchach-Friedberg	
5G PPP - 5G innovations for ...		Azerbaijan	Innovation action Lump Sum	BRANDENBURG	Arnsberg	Ain	
5G PPP - Smart Connectivit...		Bahamas	Innovation Action Lump-Sum	BREMEN	Auvergne	Aisne	
5G PPP Convergent Technol...		Bahrain	Marie Skłodowska-Curie Ind...	BRETAGNE	Aydın, Denizli, Muğla	Akershus	
5G PPP Research and Valid...		Bangladesh	Marie Skłodowska-Curie Inn...	CANARIAS	Ανατολική Μακεδονία, Οπύ...	Aksaray	



Summary


...

Auswahl bestätigen

Topic	SME	Country	Simplified Type of Action	NUTS1	NUTS2	NUTS3	Focus Area
Adaptive tree breeding strat...	No	Afghanistan	Advanced Grant	AKDENIZ	Abruzzo	A Coruña	Boosting the effectiveness o...
Forest Fires risk reduction: L...	Yes	Albania	Co-funding of regional, natio...	ÅLAND	Adana, Mersin	Aargau	Circular Economy
Forest soils Research and In...		Algeria	COFUND (European Joint P...	ALFÖLD ÉS ÉSZAK	Agder og Rogaland	Aberdeen City and Aberdee...	Digitising and transforming ...
Improved forest data		American Samoa	Consolidator Grant	ALSACE-CHAMPAGNE-ARD...	Ağrı, Kars, Iğdır, Ardahan	Achterhoek	Low-carbon and climate resi...
Improved forest managem...		Andorra	Coordination and support a...	AQUITAINE-LIMOUSIN-PO...	Åland	Adana	Not applicable
Intelligent solutions and too...		Angola	Coordination and support a...	ATTIKH (ATTIKI)	Alentejo	Adiyaman	
Monitoring and mitigation o...		Anguilla	ERA-NET Cofund	AUVERGNE-RHÔNE-ALPES	Algarve	Afyonkarahisar	
Native and alien pests in agr...		Antarctica	ERC low value grant	BADEN-WÜRTTEMBERG	Alsace	Agglomeratie 's-Gravenhage	
Novel public policies, busin...		Antigua and Barbuda	ERC Proof of Concept Lump...	BATI ANADOLU	Andalucía	Agglomeratie Haarlem	
Practices increasing effectiv...		Argentina	EuroHPC-CSA	BATI KARADENIZ	Ankara	Agglomeratie Leiden en Boll...	
Provision of public goods b...		Armenia	EuroHPC-IA	BATI MARMARA	Antalya, Isparta, Burdur	AgriENTO	
Stimulating the innovation ...		Aruba	EuroHPC-RIA	BAYERN	Aquitaine	Ağrı	
		Australia	Grant to identified beneficia...	BERLIN	Aragón	Ahrweiler	
		Austria	Innovation action	BOURGOGNE-FRANCHE-C...	Área Metropolitana de Lisboa	Aichach-Friedberg	
		Azerbaijan	Innovation action Lump Sum	BRANDENBURG	Arnsberg	Ain	
		Bahamas	Innovation Action Lump-Sum	BREMEN	Auvergne	Aisne	
		Bahrain	Marie Skłodowska-Curie Ind...	BRETAGNE	Aydin, Denizli, Muğla	Akershus	
		Bangladesh	Marie Skłodowska-Curie Inn...	CANARIAS	Ανατολική Μακεδονία, Θράκ...	Aksaray	



Exit; zurück
zur Ergebnis-
übersicht



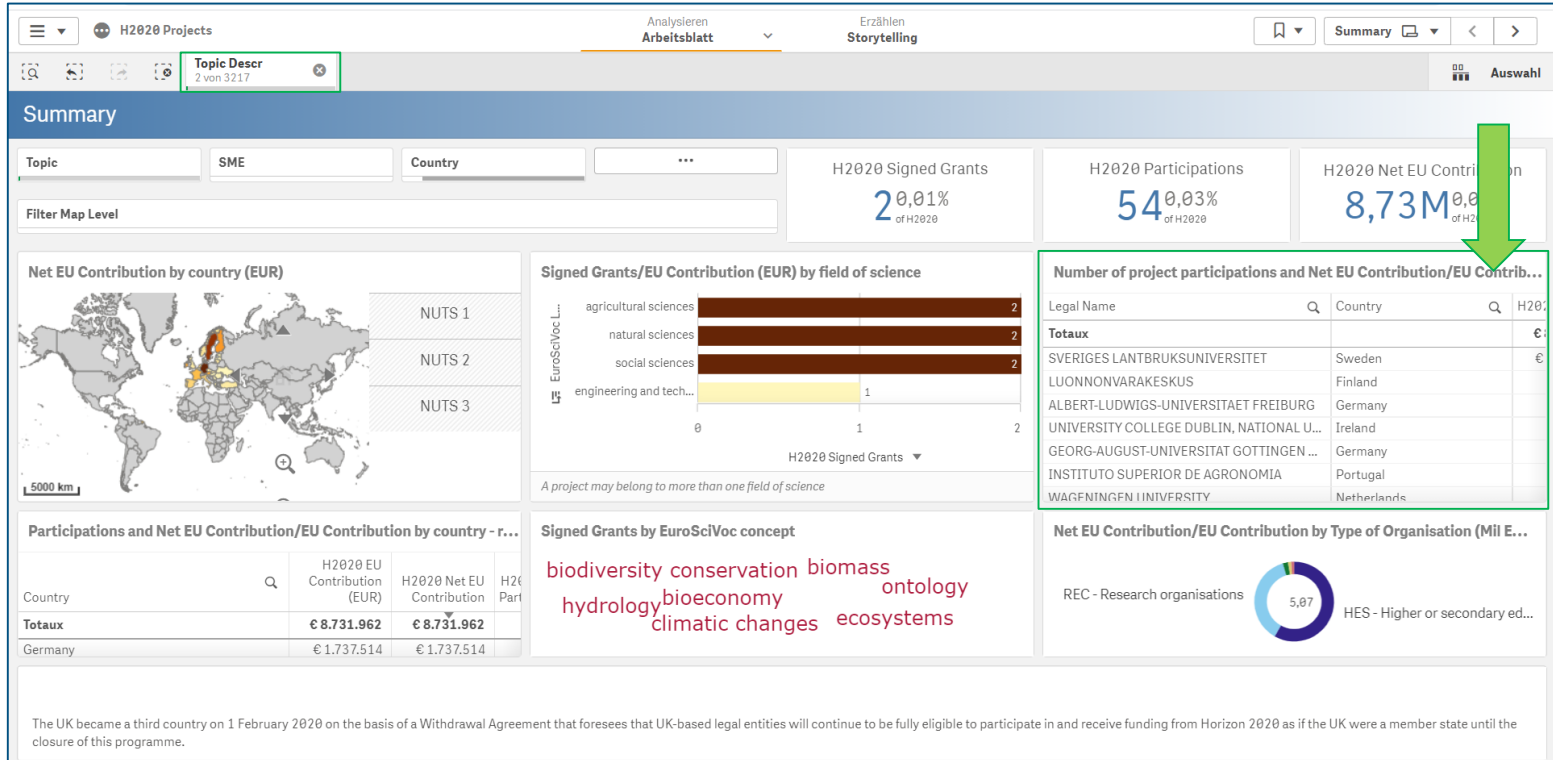
H2020 Projects

Analysieren Arbeitsblatt Erzählen Storytelling

Topic Descr 2 von 3217

Summary

Topic	SME	Country	Simplified Type of Action	NUTS1	NUTS2	NUTS3	Focus Area
Improved forest data	No	Austria	Research and Innovation ac...	BADEN-WÜRTTEMBERG	Ankara	A Coruña	Not applicable
Improved forest manage...	Yes	Belgium	Advanced Grant	BATI ANADOLU	Área Metropolitana de Lisboa	Akershus	Boosting the effectiveness o...
'First of a Kind' solutions for ...		Czechia	Co-funding of regional, natio...	BAYERN	Braunschweig	Ankara	Circular Economy
2D CONSULTATION EEN BB...		Denmark	COFUND (European Joint P...	CENTRO (IT)	București - Ilfov	Área Metropolitana de Lisboa	Digitising and transforming ...
2nd Generation of design to...		Estonia	Consolidator Grant	ČESKÁ REPUBLIKA	Budapest	Arr. de Bruxelles-Capitale/Ar...	Low-carbon and climate resl...
3D printing and harsh enviro...		Finland	Coordination and support a...	COMUNIDAD DE MADRID	Comunidad de Madrid	Arr. Liège	
4D Trajectory Management		France	Coordination and support a...	CONTINENTE	Eastern and Midland	Banskobystrický kraj	
5G		Germany	ERA-NET Cofund	DANMARK	Eesti	Border	
5G - Next Generation Comm...		Greece	ERC low value grant	DOĞU KARADENIZ	Freiburg	Braunschweig, Kreisfreie St...	
5G and beyond		Hungary	ERC Proof of Concept Lump...	EESTI	Galicia	Budapest	
5G End to End Facility		Ireland	EuroHPC-CSA	ILE-DE-FRANCE	Gelderland	Byen København	
5G for cooperative, connect...		Italy	EuroHPC-IA	IRELAND	Hampshire and Isle of Wight	Central Hampshire	
5G Long Term Evolution		Latvia	EuroHPC-RIA	KÖZÉP-MAGYARORSZÁG	Helsinki-Uusimaa	Dublin	
5G Networks		Lithuania	Grant to identified beneficia...	LATVIJA	Hovedstaden	Freiburg im Breisgau, Stadtk...	
5G PPP - 5G core technolog...		Netherlands	Innovation action	LIETUVA	Ile-de-France	Göttingen	
5G PPP - 5G for Connected ...		Norway	Innovation action Lump Sum	MACROREGIUNEA TREI	Latvija	Graz	
5G PPP - 5G Innovations for...		Portugal	Innovation Action Lump-Sum	MANNER-SUOMI	Lazio	Helsinki-Uusimaa	
5G PPP - Smart Connectivit...		Romania	Marie Skłodowska-Curie Ind...	NIEDERSACHSEN	Niederösterreich	Ilfov	





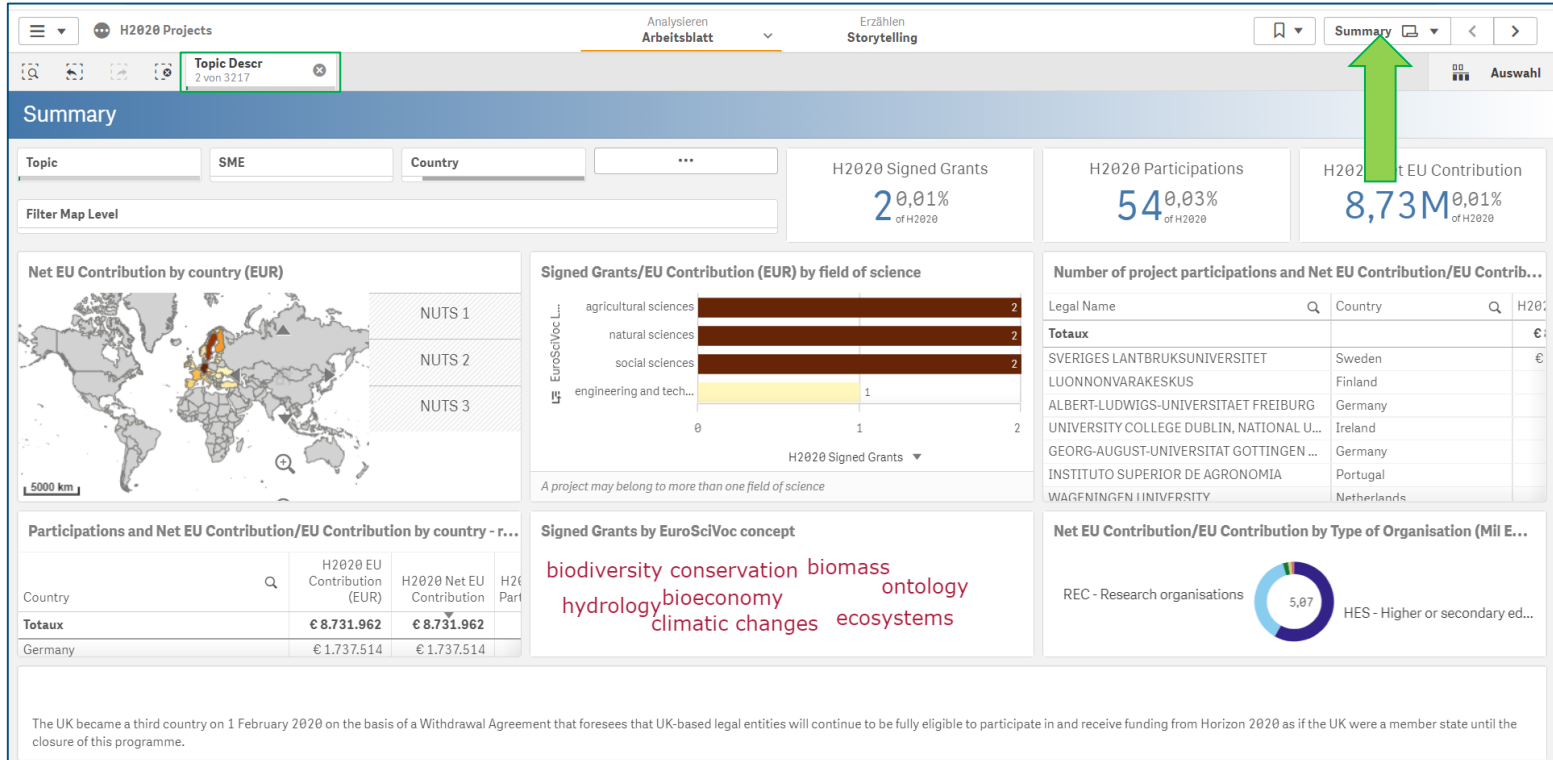
H2020 Projects Analysieren
Arbeitsblatt Erzählen
Storytelling Summary Auswahl

Topic Descr
2 vom 3217

Summary

Number of project participations and Net EU Contribution/EU Contribution

Legal Name	Country	H2020 EU Contribution (EUR)	H2020 Net EU Contribution	H2020 Participations
Totaux		€ 8.731.962	€ 8.731.962	54
SVERIGES LANTBRUKSUNIVERSITET	Sweden	€ 1.472.284	€ 1.472.284	2
LUONNONVARAKESKUS	Finland	€ 752.813	€ 752.813	1
ALBERT-LUDWIGS-UNIVERSITAET FREIBURG	Germany	€ 590.961	€ 590.961	1
UNIVERSITY COLLEGE DUBLIN, NATIONAL UNIVERSITY OF IRELAND, D...	Ireland	€ 558.329	€ 558.329	2
GEORG-AUGUST-UNIVERSITAT GOTTINGEN STIFTUNG OFFENTLICHEN ...	Germany	€ 358.824	€ 358.824	1
INSTITUTO SUPERIOR DE AGRONOMIA	Portugal	€ 303.658	€ 303.658	2
WAGENINGEN UNIVERSITY	Netherlands	€ 298.331	€ 298.331	1
INSTITUT NATIONAL DE L'INFORMATION GEOGRAPHIQUE ET FORESTL...	France	€ 295.438	€ 295.438	1
FRAUNHOFER GESELLSCHAFT ZUR FOERDERUNG DER ANGEWANDTE...	Germany	€ 290.000	€ 290.000	1
UNIVERSITA DEGLI STUDI DI PADOVA	Italy	€ 267.403	€ 267.403	1
JOANNEUM RESEARCH FORSCHUNGSGESELLSCHAFT MBH	Austria	€ 241.071	€ 241.071	1
KOBENHAVNS UNIVERSITET	Denmark	€ 222.875	€ 222.875	1
TECHNISCHE UNIVERSITAET MUENCHEN	Germany	€ 222.318	€ 222.318	1
BUNDESFORSCHUNGS UND AUSBILDUNGSZENTRUM FUR WALD NAT...	Austria	€ 220.650	€ 220.650	1
NIBIO - NORSK INSTITUTT FOR BIOOKONOMI	Norway	€ 214.075	€ 214.075	1
INSTITUT NATIONAL DE RECHERCHE POUR L'AGRICULTURE, L'ALIMEN...	France	€ 241.125	€ 211.125	1
INTERNATIONALES INSTITUT FUER ANGEWANDTE SYSTEMANALYSE	Austria	€ 201.299	€ 201.299	2
INSTITUTO NACIONAL DE INVESTIGACION Y TECNOLOGIA AGRARIA Y ...	Spain	€ 186.944	€ 186.944	1
VYTAUTO DIDZIOJO UNIVERSITETAS	Lithuania	€ 162.474	€ 162.474	2
FORSTLICHE VERSUCHS- UND FORSCHUNGSANSTALT BADEN-WUERT...	Germany	€ 158.574	€ 158.574	1
TECHNICKA UNIVERZITA VO ZVOLENE	Slovakia	€ 149.440	€ 149.440	1
FORESTRY COMMISSION RESEARCH AGENCY	United Kingdom	€ 132.100	€ 132.100	1
KARADENIZ TEKNIK UNIVERSITESI	Turkey	€ 117.377	€ 117.377	1





H2020 Projects

Analysieren Arbeitsblatt Erzählen Storytelling

Summary

Topic: SME Country: Filter Map Level

Net EU Contribution by country (EUR)

Participations and Net EU Contribution/EU Contribution by country

Country	H2020 EU Contribution (EUR)	H2020 Net EU Contribution
Totaux	€ 8.731.962	€ 8.731.962
Germany	€ 1.737.514	€ 1.737.514

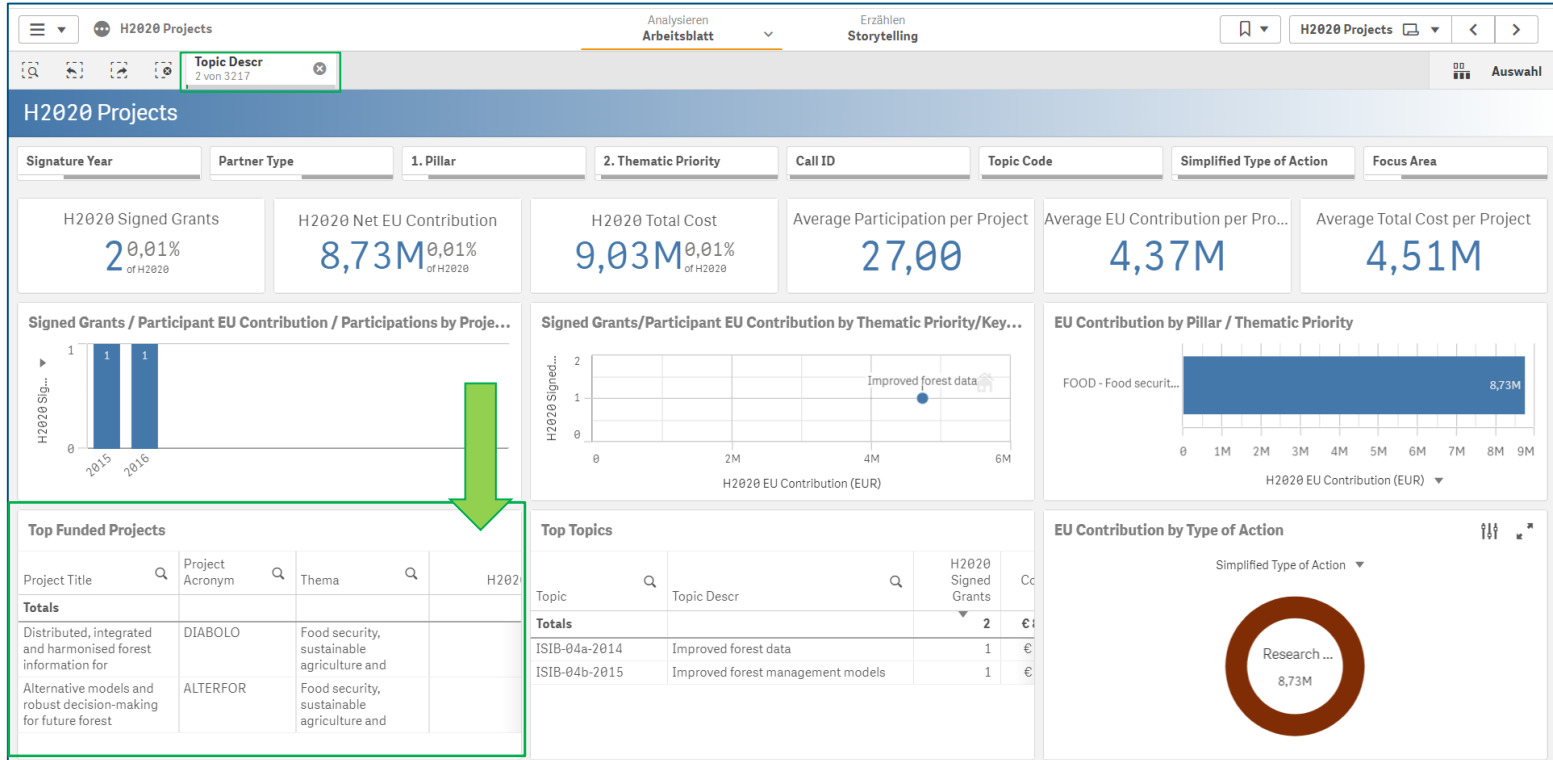
Arbeitsblätter

Öffentliche Arbeitsblätter (4)

- Summary**
Veröffentlicht: 29. März 2021, 09:49
Veröffentlicht von: ppcordaasservices (S-PPQ-LIK)
- H2020 Projects**
Veröffentlicht: 29. März 2021, 09:49
Veröffentlicht von: ppcordaasservices (S-PPQ-LIK)
- H2020 Participations**
Veröffentlicht: 29. März 2021, 09:49
Veröffentlicht von: ppcordaasservices (S-PPQ-LIK)
- Data Export**
Veröffentlicht: 29. März 2021, 09:49
Veröffentlicht von: ppcordaasservices (S-PPQ-LIK)

The UK became a third country on 1 February 2020 on the basis of a Withdrawal Agreement that foresees that UK-based legal entities will continue to be fully eligible to participate in and receive funding from Horizon 2020 as if the UK were a member state until the closure of this programme.







H2020 Projects

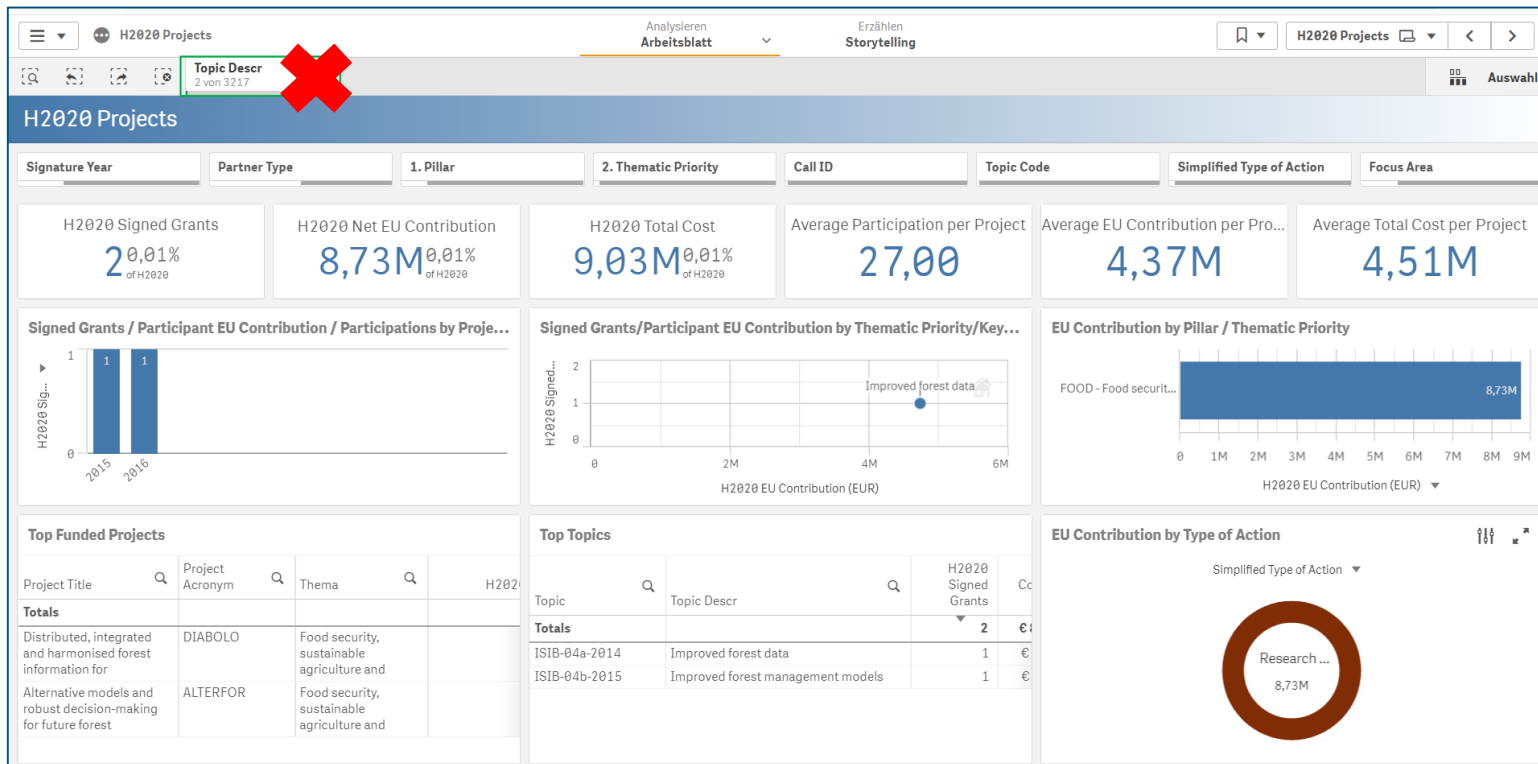
Analysieren Arbeitsblatt Erzählen Storytelling

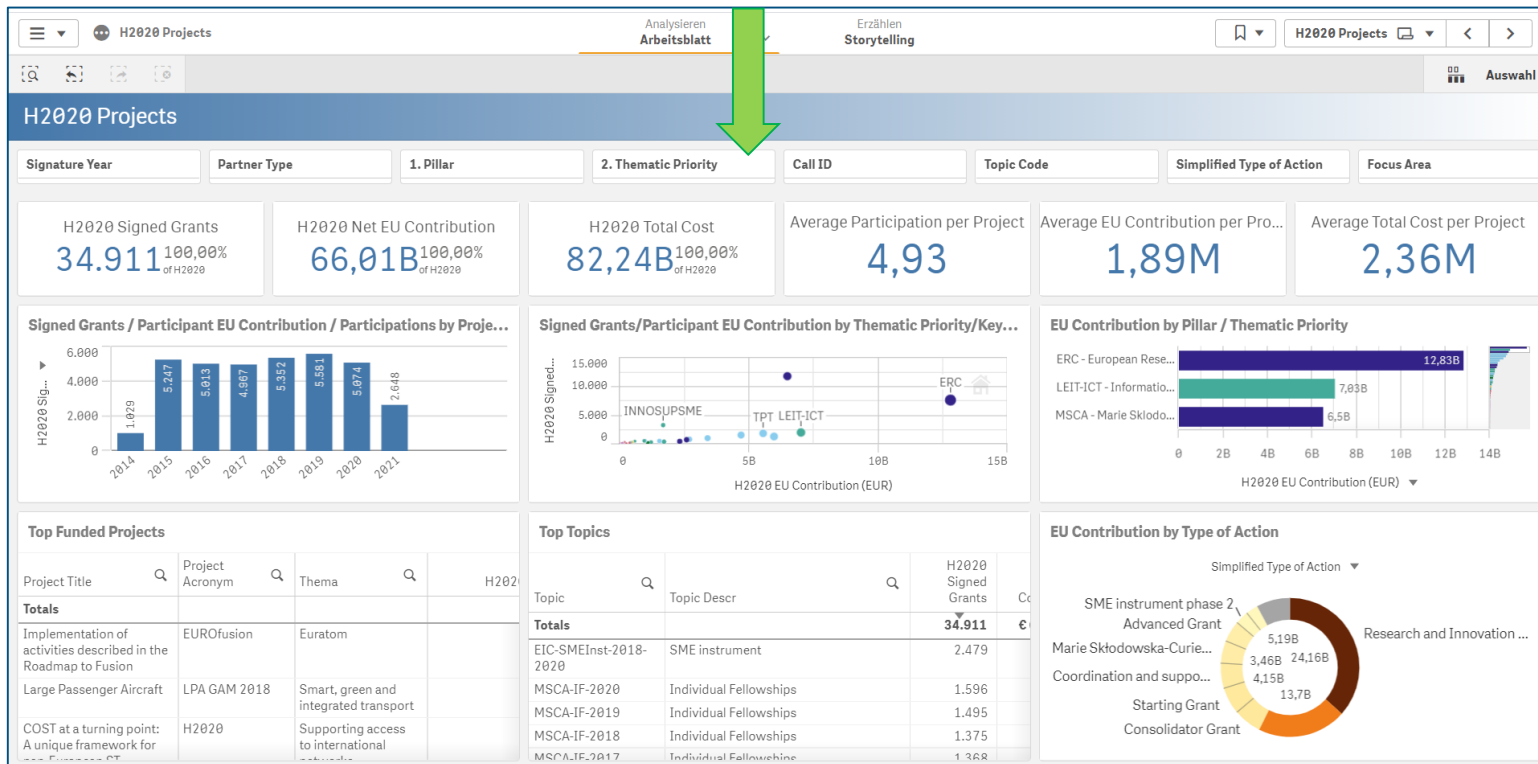
Topic Descr 2 von 3217

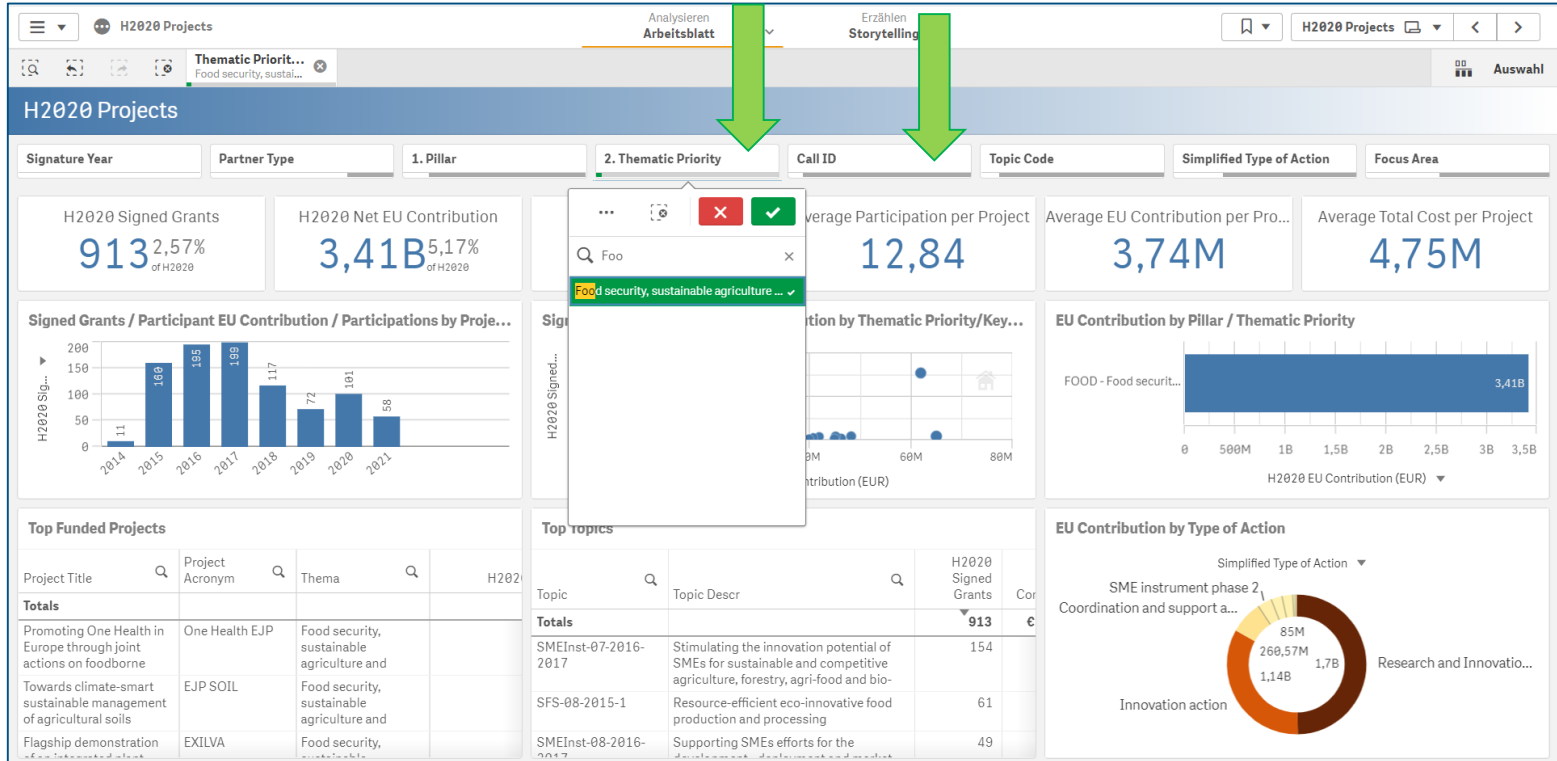
H2020 Projects

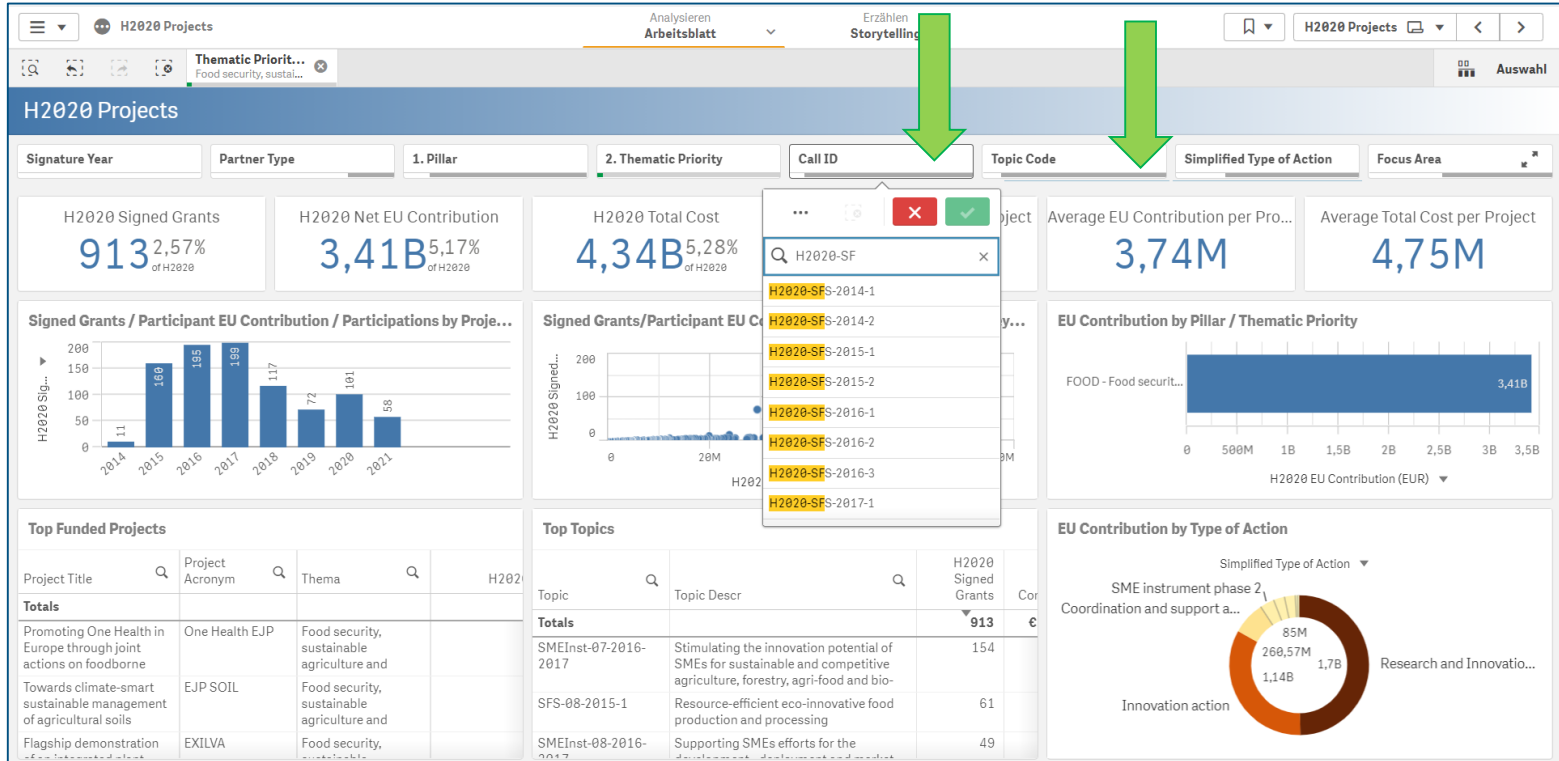
Top Funded Projects

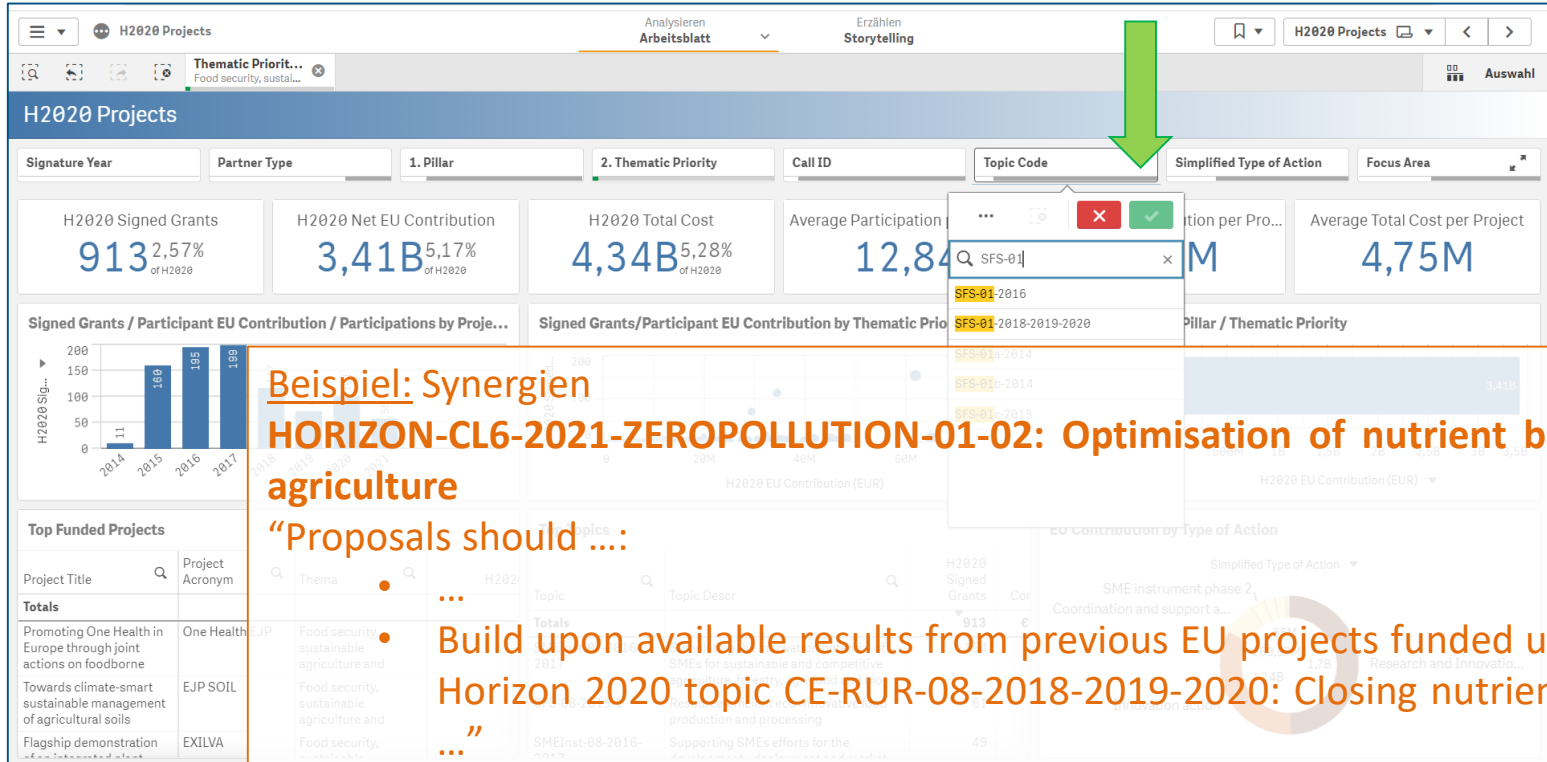
Project Title	Project Acronym	Thema	H2020 Participations	H2020 EU Contrib...	ToA	H2020 Net EU Contribution	Project Nbr	CORDIS link	Topic Code	Top
Totals			54	€ 8.731.9...		€ 8.731.962				
Distributed, integrated and harmonised forest information for	DIABOLO	Food security, sustainable agriculture and	34	€ 4.734.595	Research and Innovation action	€ 4.734.595	633464	CORDIS link	ISIB-04a-2014	Imp
Alternative models and robust decision-making for future forest	ALTERFOR	Food security, sustainable agriculture and	20	€ 3.997.367	Research and Innovation action	€ 3.997.367	676754	CORDIS link	ISIB-04b-2015	Imp

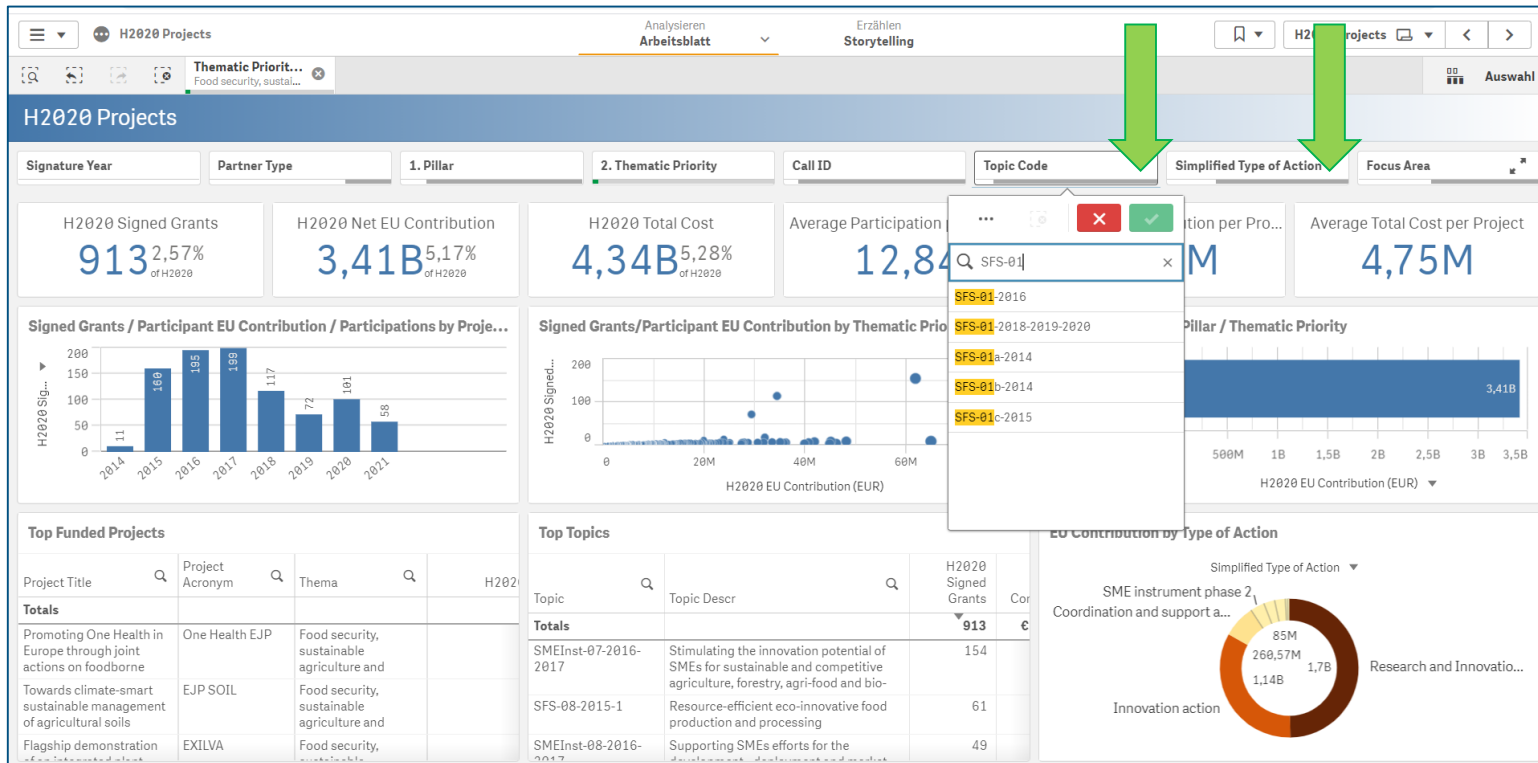


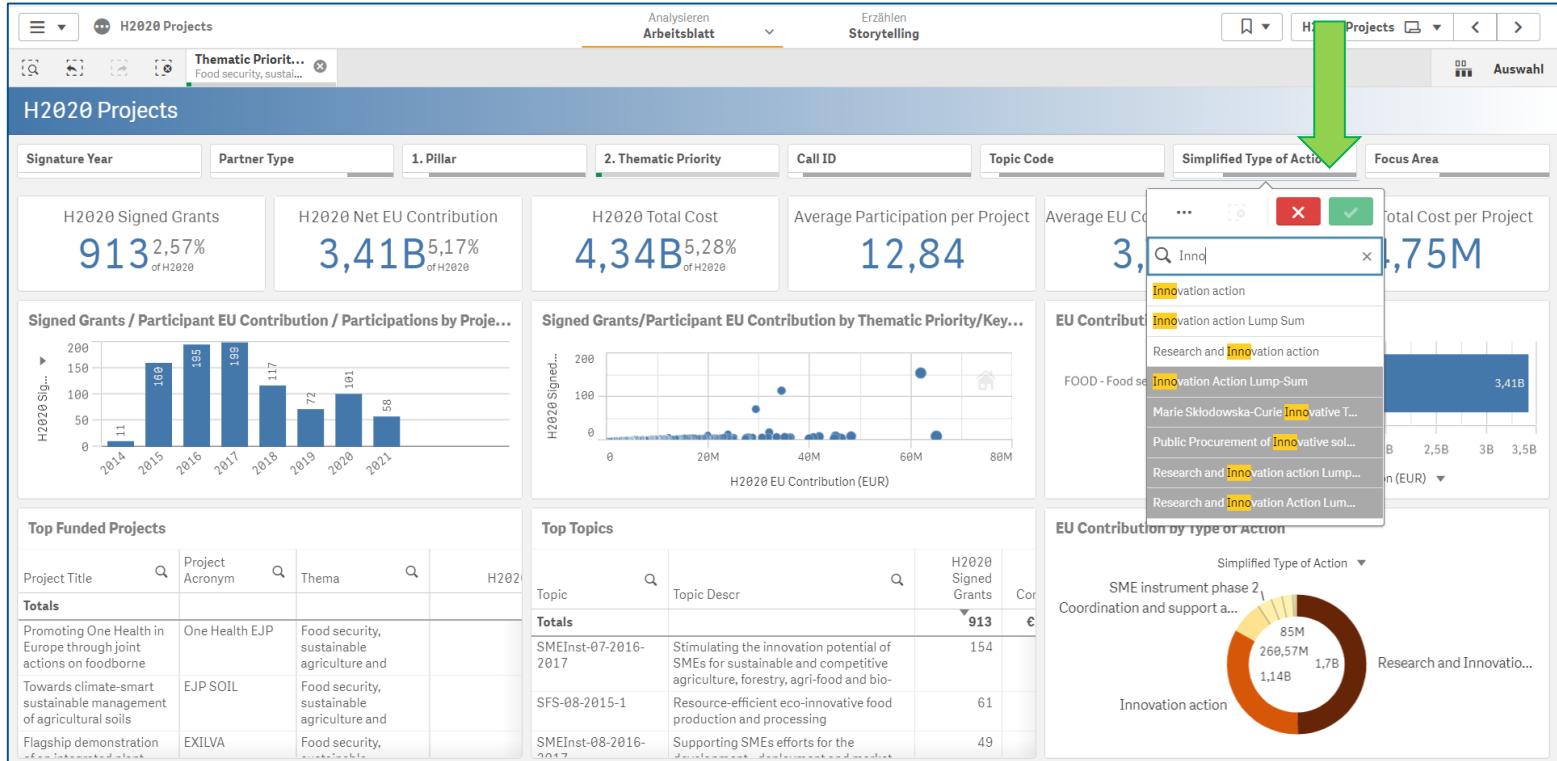










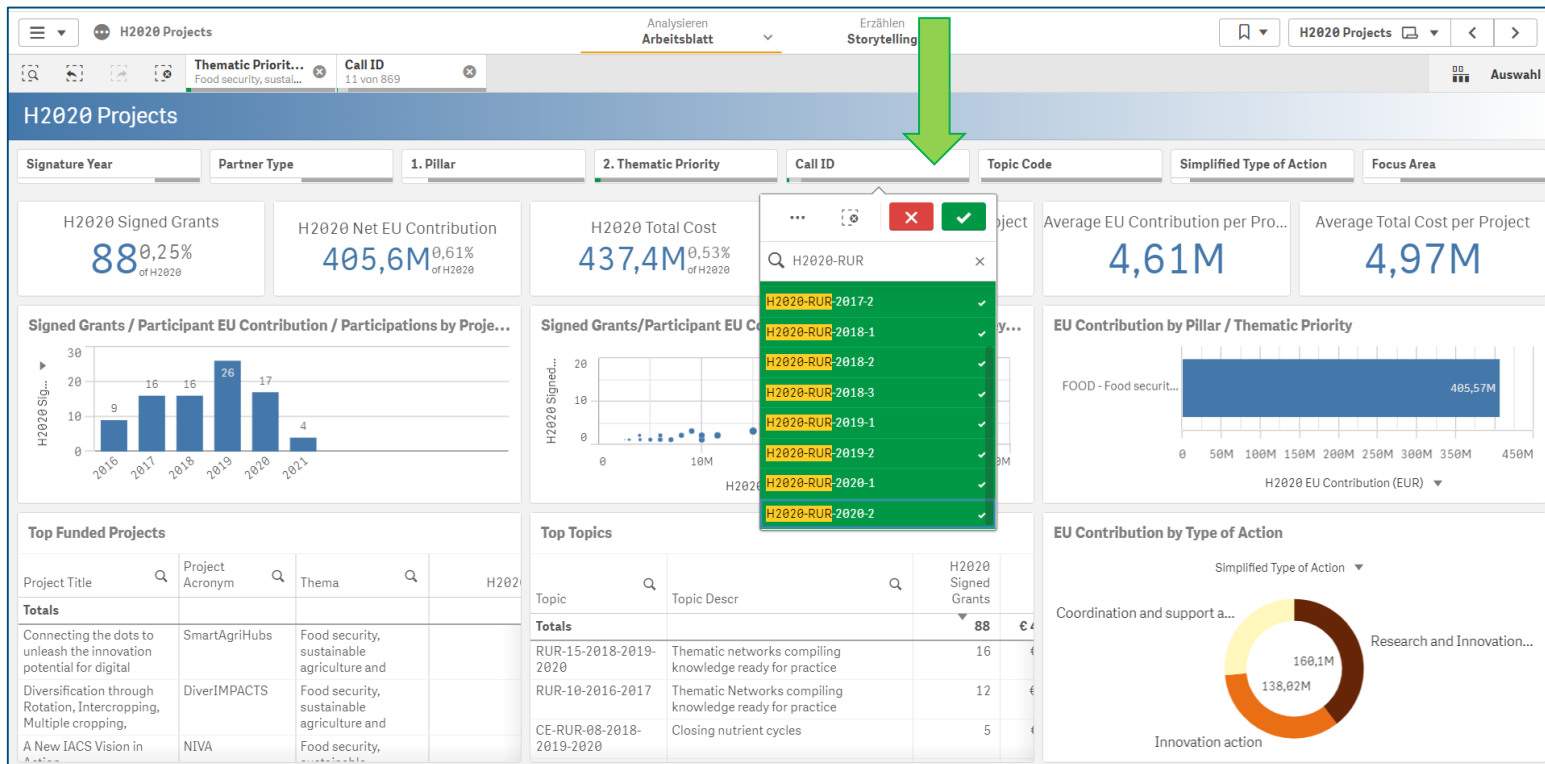


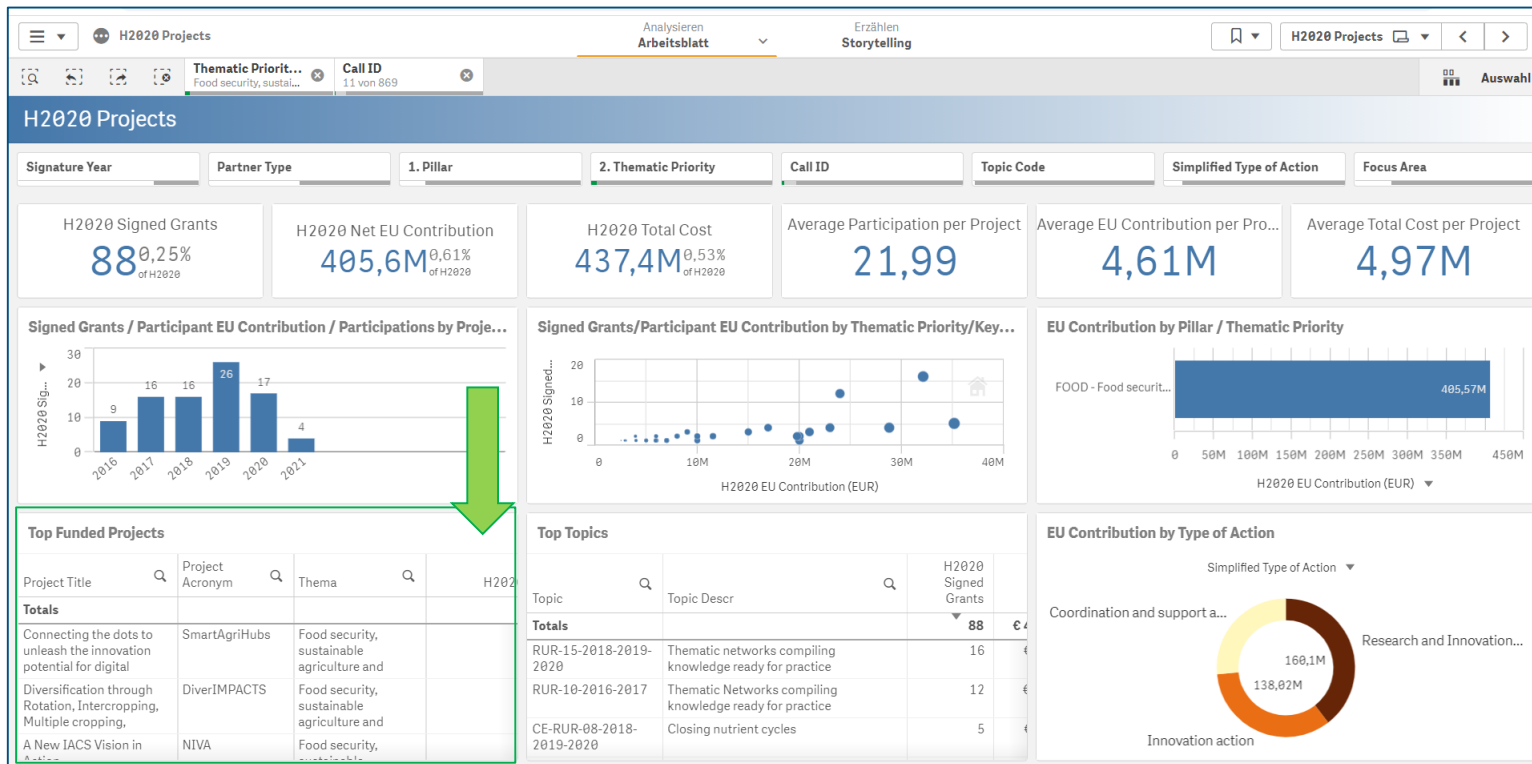


Beispiel: Verwertung der Ergebnisse von thematisch relevanten Vorgängermaßnahmen (**Anforderung aus der Antragsvorlage**)

1.2 Methodology, Punkt 2:

“Describe any national or international research and innovation activities whose results will feed into the project, and how that link will be established ...”







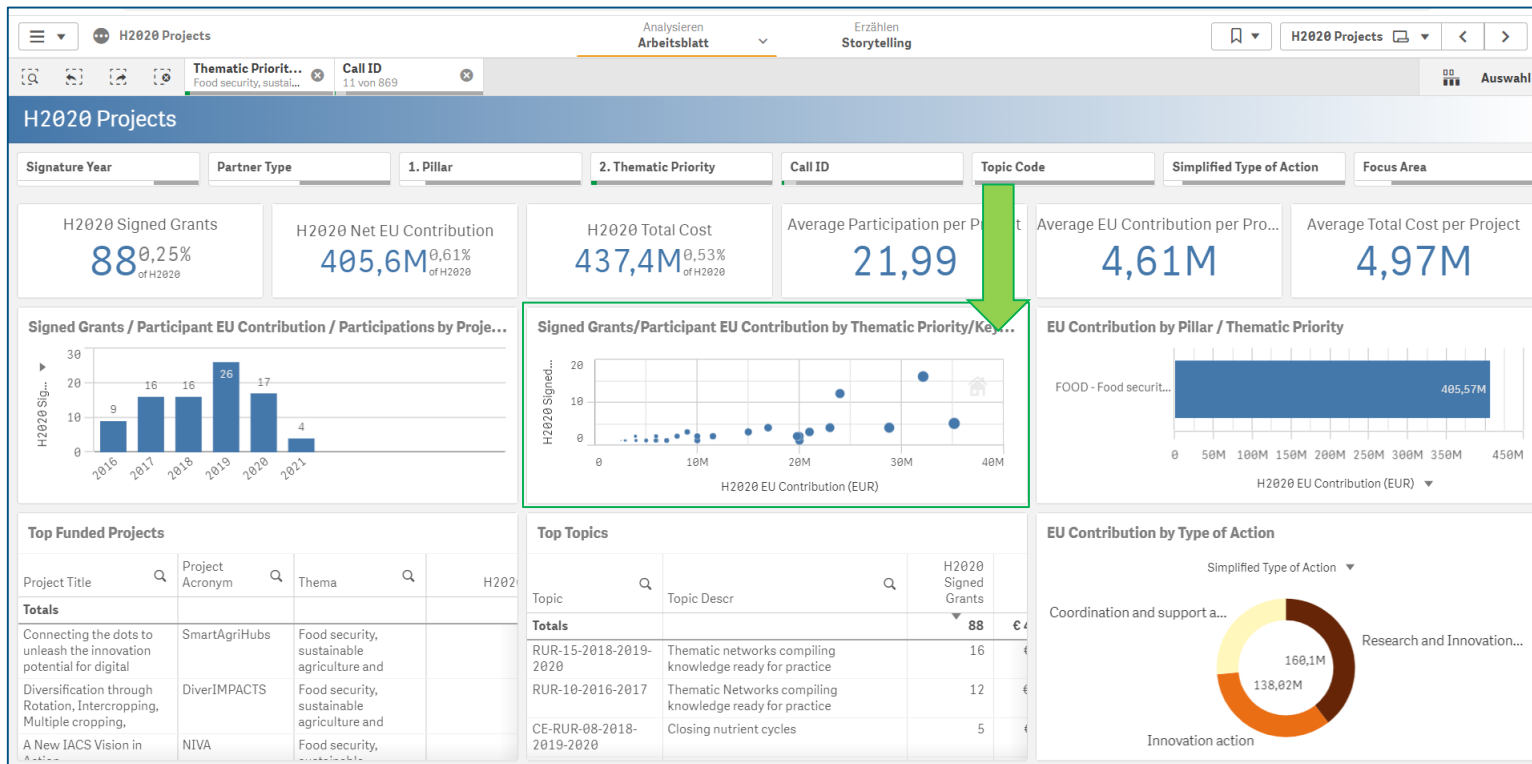
Navigation: H2020 Projects | Analysieren Arbeitsblatt | Erzählen Storytelling | H2020 Projects | Auswahl

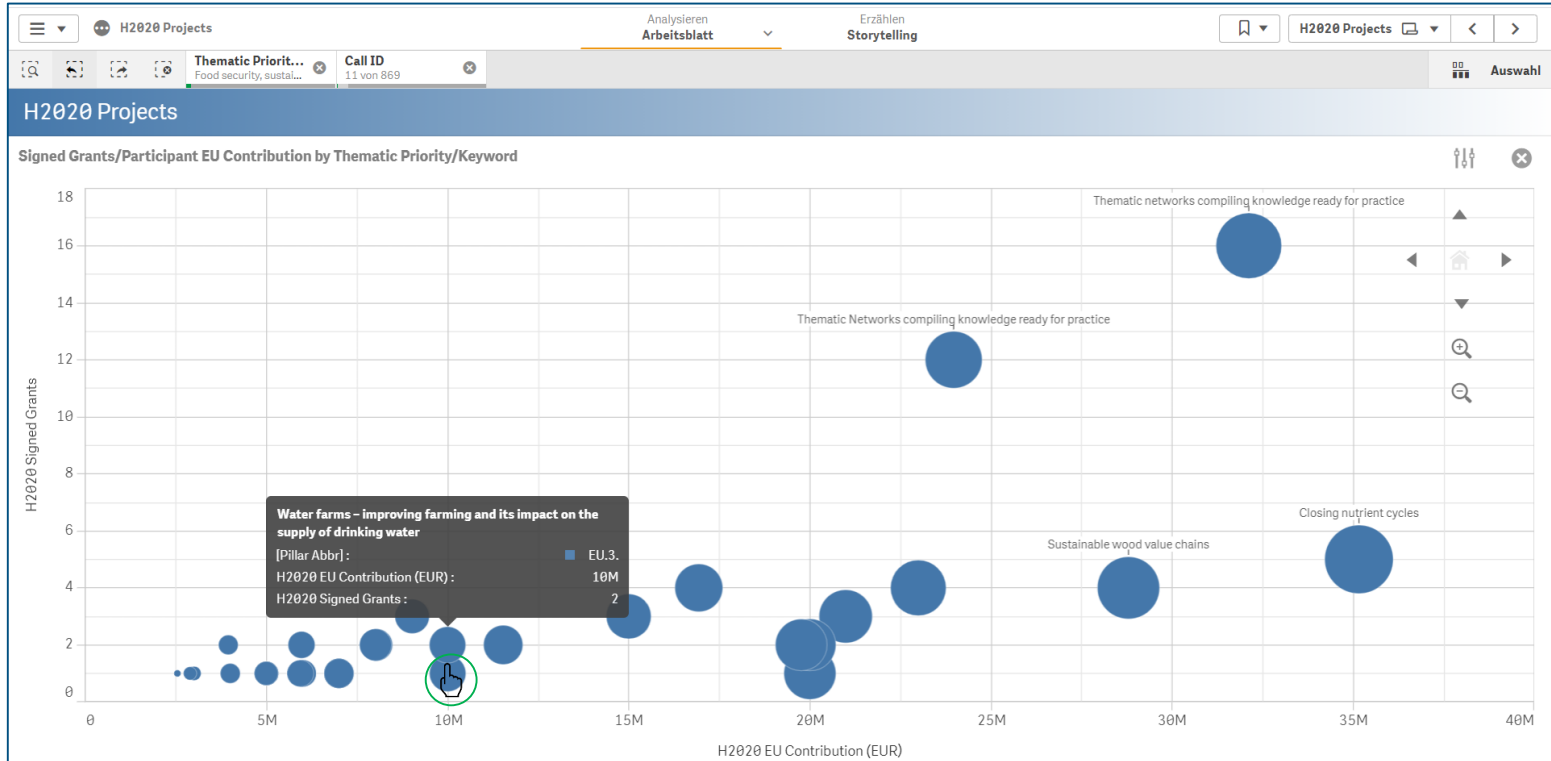
Thematic Priorit... Call ID 11 von 869

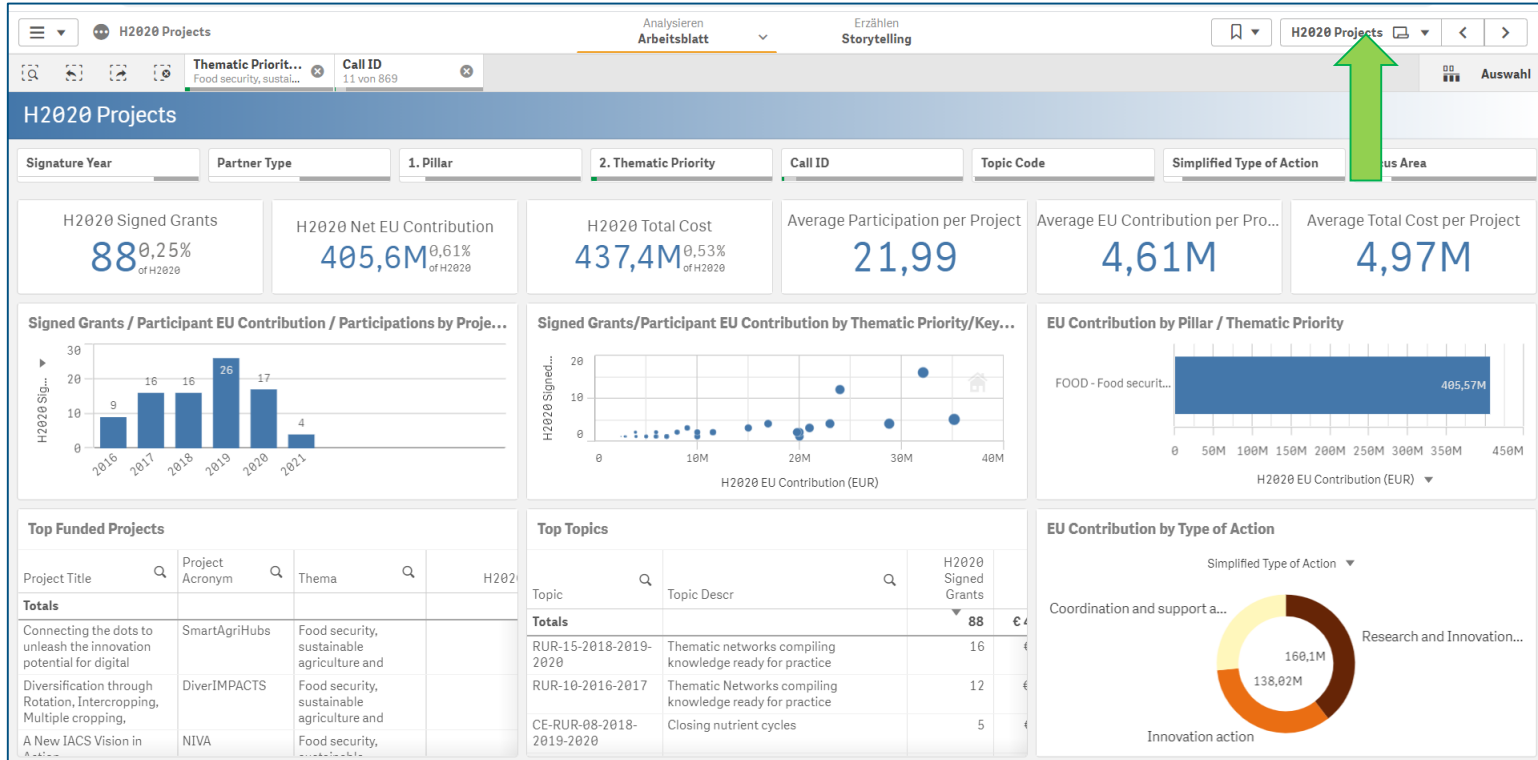
H2020 Projects

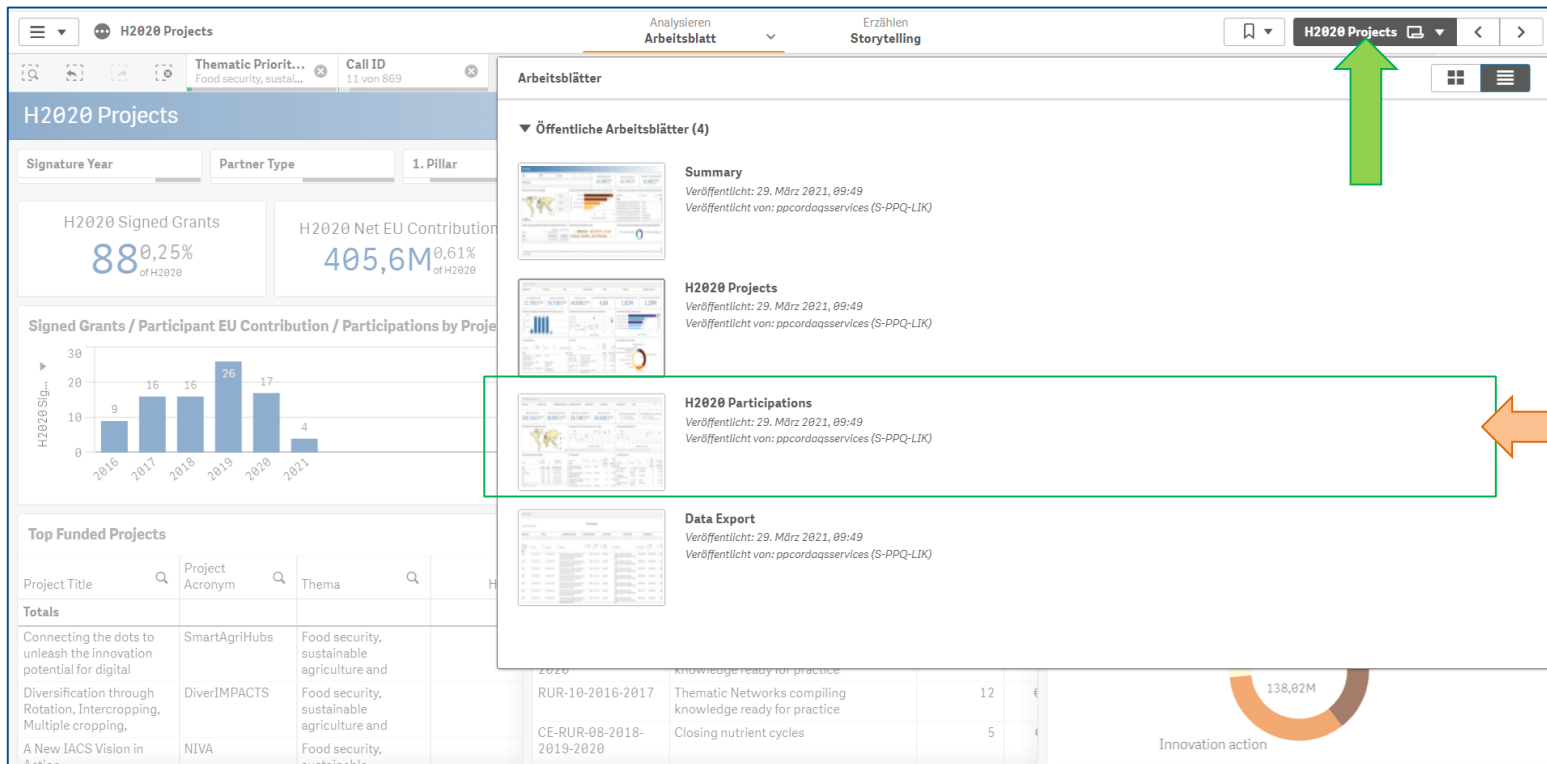
Top Funded Projects

Project Title	Project Acronym	Thema	H2020 Participations	H2020 EU Contribution	ToA	H2020 Net EU Contribution	Project Nbr	CORDIS link	Topic Code
Totals			1.935	€ 405.56...		€ 405.566.073			
Connecting the dots to unleash the innovation potential for digital	SmartAgriHubs	Food security, sustainable agriculture and	111	€ 19.999...	Innovation action	€ 19.999.459	818182	CORDIS link	DT-RUR-12-2018
Diversification through Rotation, Intercropping, Multiple cropping,	DiverIMPACTS	Food security, sustainable agriculture and	45	€ 9.999.9...	Research and Innovation action	€ 9.999.985	727482	CORDIS link	RUR-06-2016
A New IACS Vision in Action	NIVA	Food security, sustainable agriculture and	28	€ 9.999.9...	Innovation action	€ 9.999.947	842009	CORDIS link	RUR-20-2018
Crop diversification and low-input farming across Europe: from	Diverfarming	Food security, sustainable agriculture and	26	€ 9.999.2...	Research and Innovation action	€ 9.999.278	728003	CORDIS link	RUR-06-2016
BASAJAUN - Building A Sustainable Joint between rurAI and UrbaN	BASAJAUN	Food security, sustainable agriculture and	35	€ 9.997.010	Innovation action	€ 9.997.010	862942	CORDIS link	LC-RUR-11-2019-2020
GRASS-BASED CIRCULAR BUSINESS MODELS FOR RURAL	GO-GRASS	Food security, sustainable agriculture and	24	€ 9.970.773	Innovation action	€ 9.970.773	862674	CORDIS link	CE-RUR-10-2019
Integrated on-farm Aquaponics systems for co-production of fish,	AQUACOMBINE	Food security, sustainable agriculture and	18	€ 9.789.884	Innovation action	€ 9.789.884	862834	CORDIS link	CE-RUR-10-2019
SUSTAINABLE WOOD VALUE CHAINS FOR CONSTRUCTION OF	Build-in-Wood	Food security, sustainable agriculture and	21	€ 8.589.6...	Innovation action	€ 8.589.678	862820	CORDIS link	LC-RUR-11-2019-2020
Innovative nutrient recovery from secondary	FERTIMANURE	Food security, sustainable	25	€ 7.784.512	Innovation action	€ 7.784.512	862849	CORDIS link	CE-RUR-08-2018-2019-2020









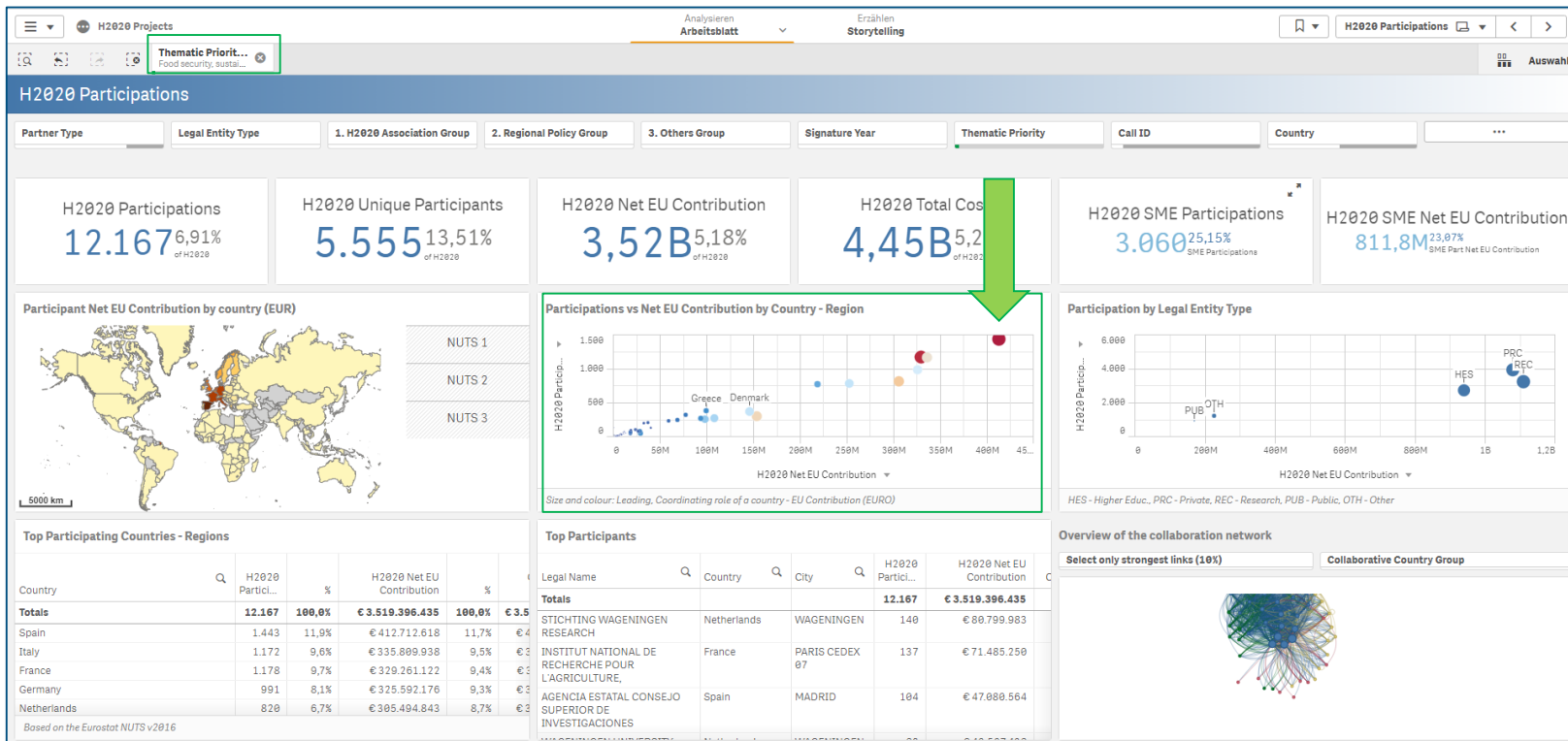
The screenshot displays the 'H2020 Projects' dashboard. At the top, there are navigation tabs for 'Arbeitsblätter' and 'Storytelling', and a search bar with 'H2020 Projects' entered. The main content area is divided into several sections:

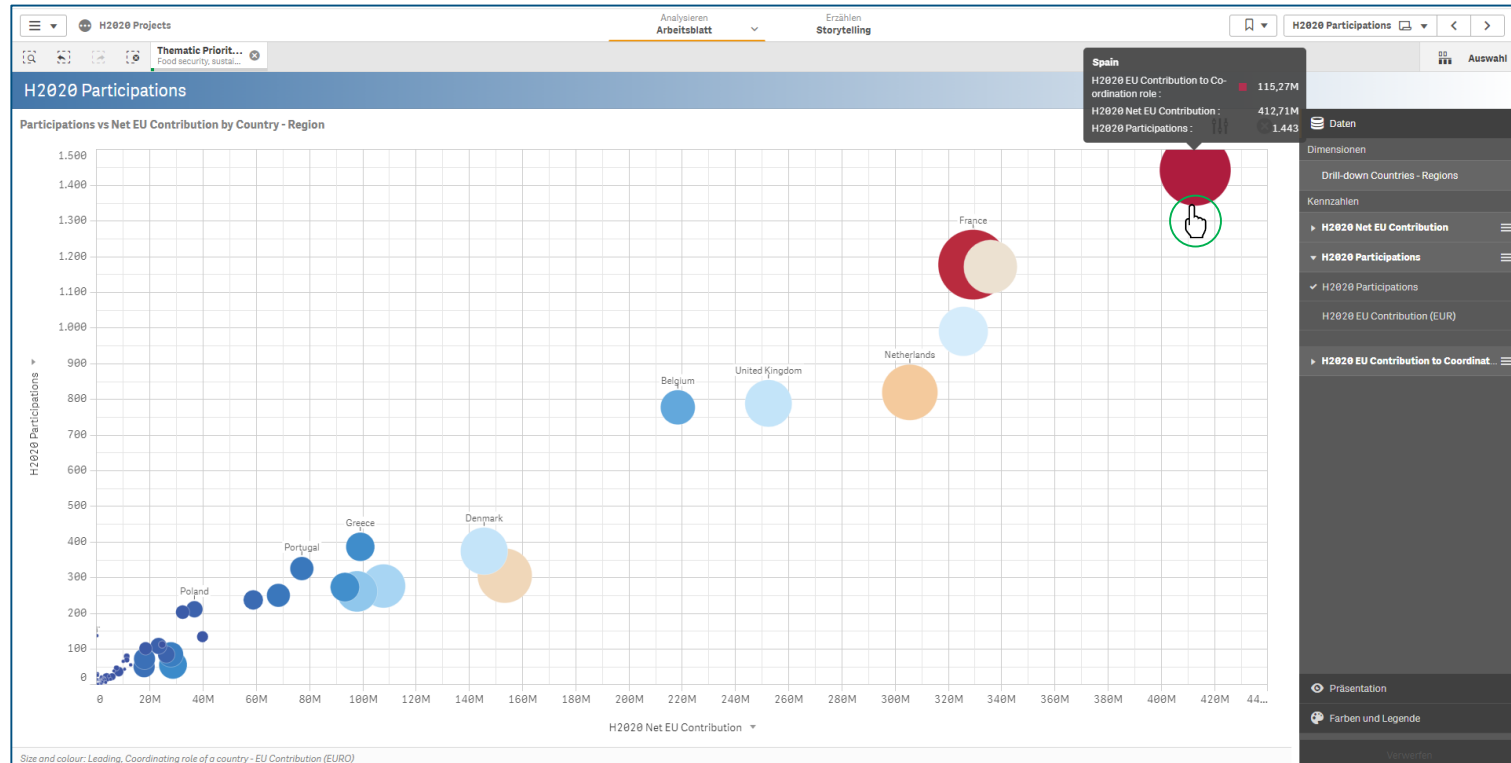
- Summary:** Shows 'H2020 Signed Grants' as 880,25% of H2020 and 'H2020 Net EU Contribution' as 405,6M, 0,61% of H2020.
- Signed Grants / Participant EU Contribution / Participations by Project:** A bar chart showing the number of signed grants from 2016 to 2021. The data points are: 2016 (9), 2017 (16), 2018 (16), 2019 (26), 2020 (17), and 2021 (4).
- Top Funded Projects:** A table listing project titles, acronyms, and themes.
- Arbeitsblätter (Public Workbooks):** A list of four workbooks: Summary, H2020 Projects, H2020 Participations, and Data Export. Each entry includes a thumbnail and publication details.

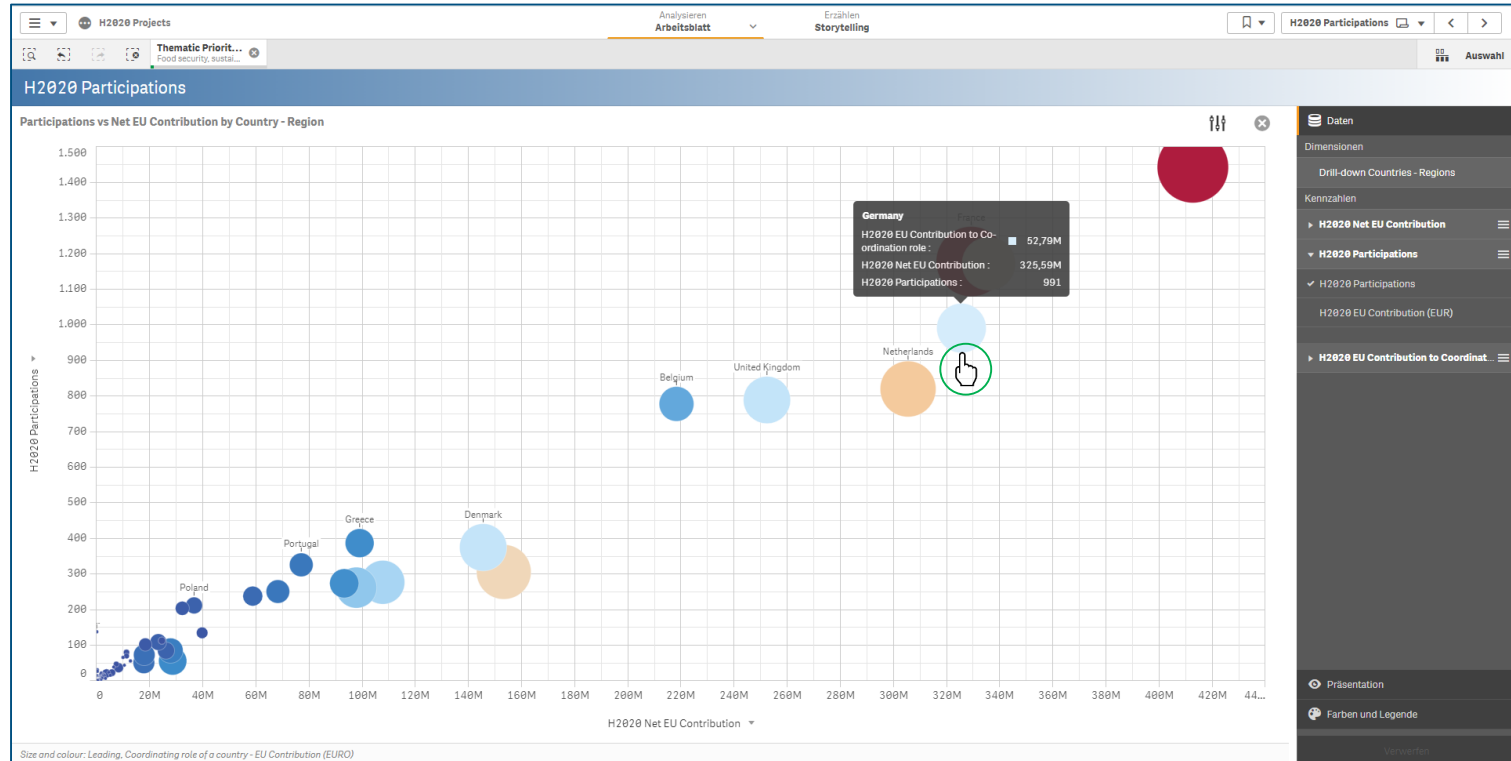
Annotations on the screenshot include a green arrow pointing to the 'H2020 Projects' search bar and an orange arrow pointing to the 'H2020 Participations' workbook entry.

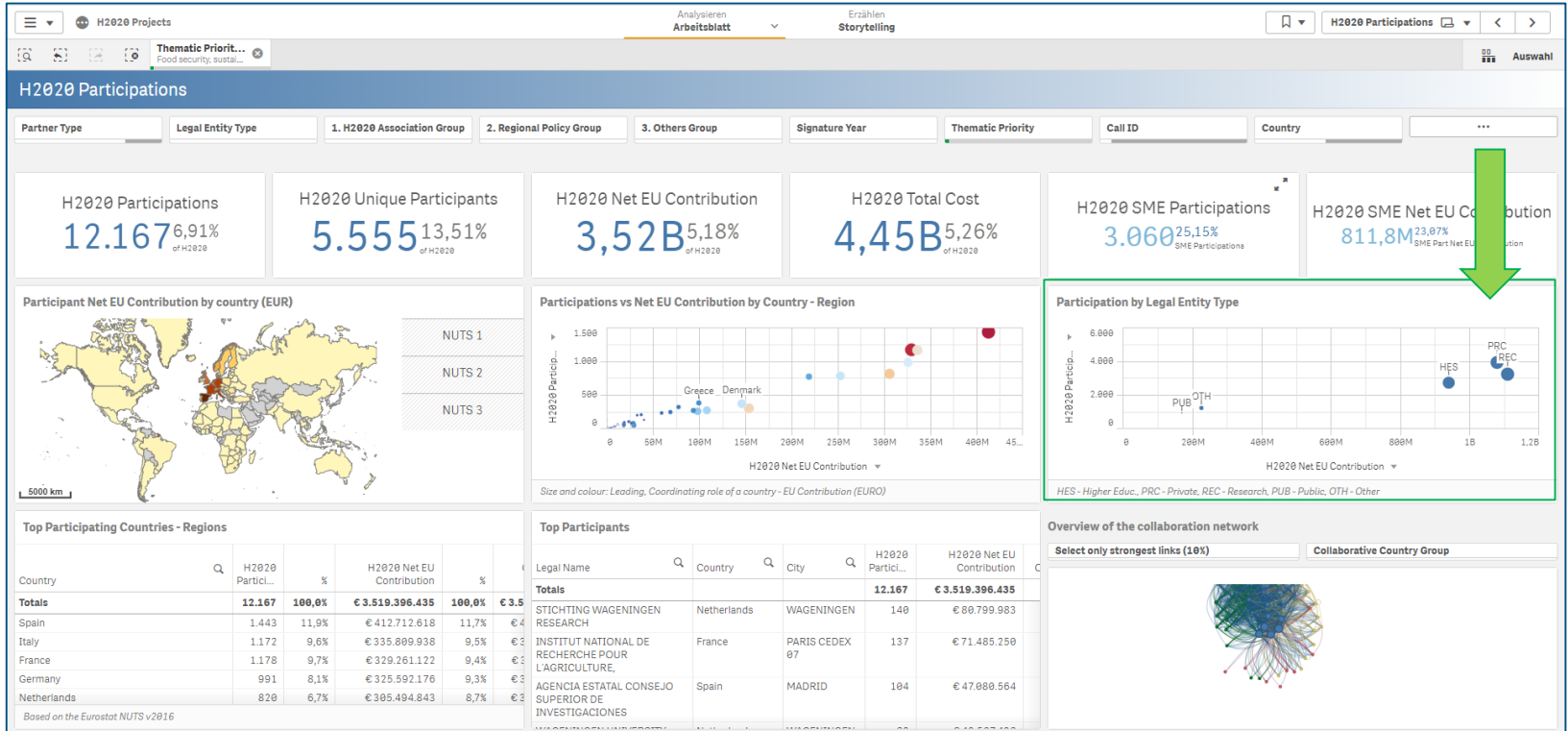
Project Title	Project Acronym	Thema
Connecting the dots to unleash the innovation potential for digital	SmartAgriHubs	Food security, sustainable agriculture and
Diversification through Rotation, Intercropping, Multiple cropping,	DiverIMPACTS	Food security, sustainable agriculture and
A New IACS Vision in	NIVA	Food security, sustainable

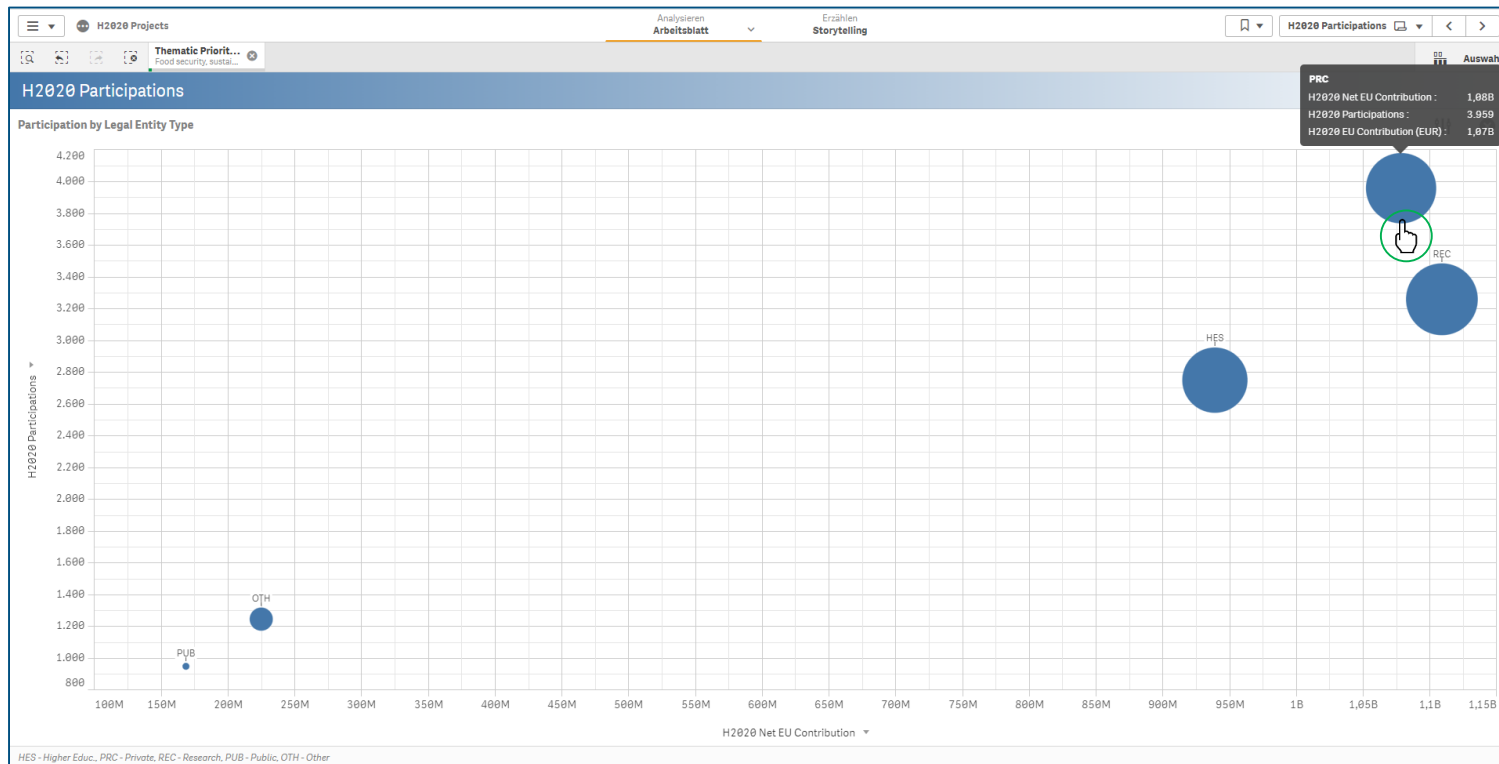
Project Title	Project Acronym	Thema	Value
RUR-10-2016-2017		Thematic Networks compiling knowledge ready for practice	12
CE-RUR-08-2018-2019-2020		Closing nutrient cycles	5

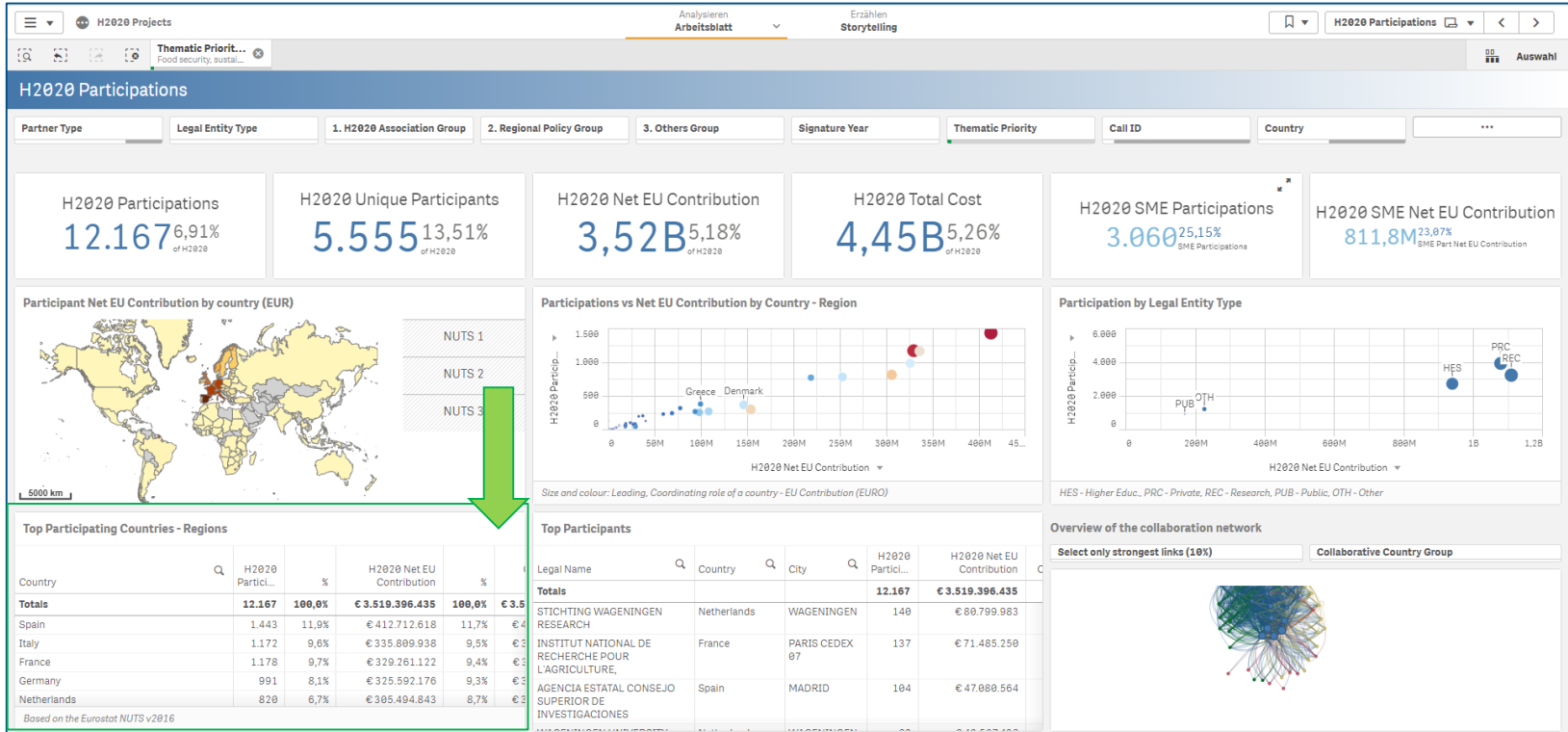














H2020 Projects Analysieren Erzählen
Arbeitsblatt Storytelling

Thematic Priorit...
Food security, susta...

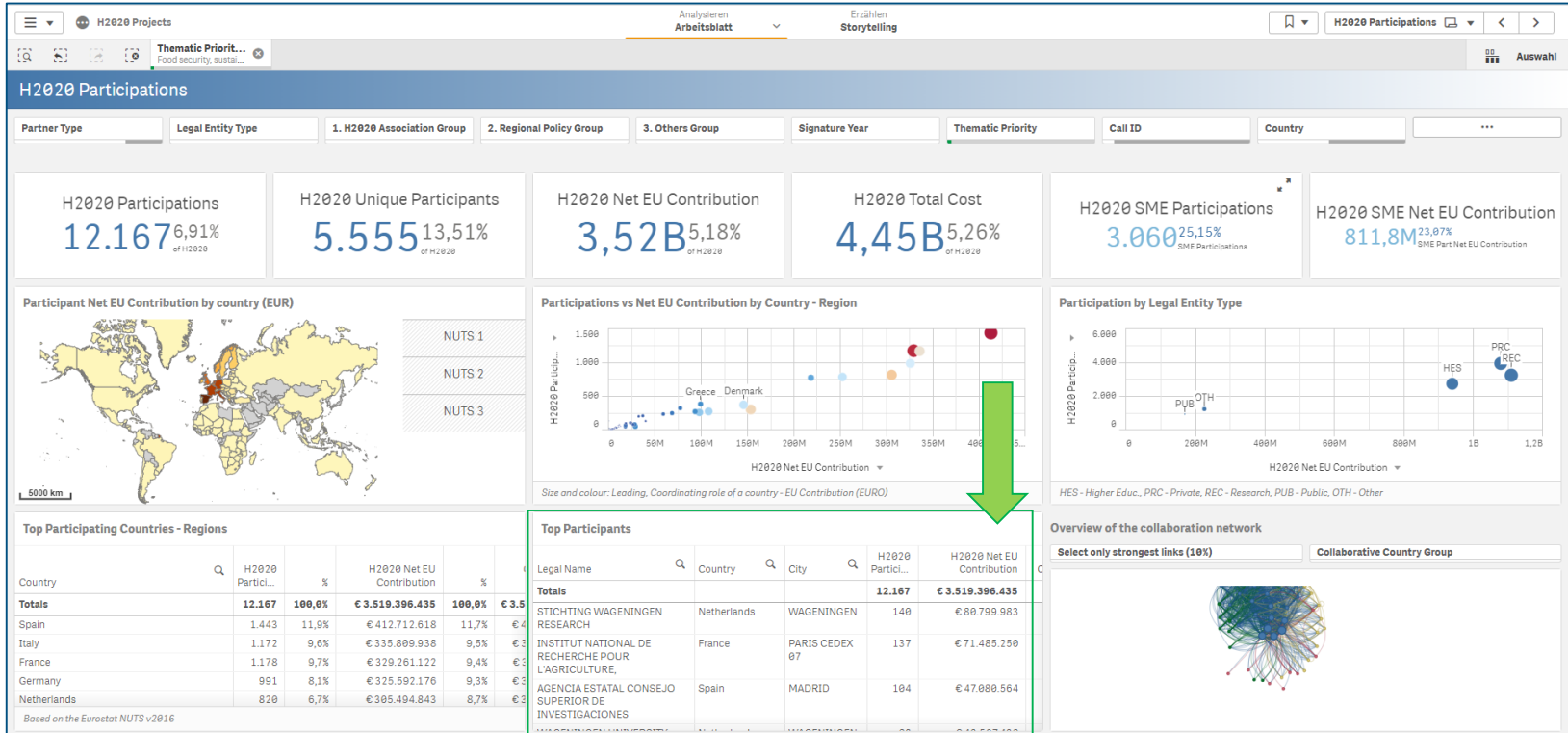
H2020 Participations Auswahl

H2020 Participations

Top Participating Countries - Regions

Country	H2020 Participations	%	H2020 Net EU Contribution	%	H2020 EU Contribution (EUR)	H2020 SME Participati...	H2020 SME Net EU Contribution	H2020 Participations to	H2020 EU Contribution to Coordination role	H2020 SME EU Contribution
Totals	12.167	100,0%	€ 3.519.396.435	100,0%	€ 3.519.396.435	3.060	€ 811.827.133	925	€ 794.172.188	€ 809.585.628
Spain	1.443	11,9%	€ 412.712.618	11,7%	€ 411.540.029	461	€ 121.666.687	194	€ 115.268.812	€ 120.632.346
Italy	1.172	9,6%	€ 335.809.938	9,5%	€ 335.203.642	313	€ 68.607.608	94	€ 62.675.308	€ 68.830.927
France	1.178	9,7%	€ 329.261.122	9,4%	€ 330.342.714	289	€ 92.603.941	91	€ 110.599.826	€ 96.577.338
Germany	991	8,1%	€ 325.592.176	9,3%	€ 323.696.278	281	€ 75.169.688	63	€ 52.794.388	€ 73.274.093
Netherlands	820	6,7%	€ 305.494.843	8,7%	€ 302.919.957	233	€ 64.789.686	65	€ 68.471.671	€ 64.246.894
United Kingdom	789	6,5%	€ 252.380.559	7,2%	€ 258.664.275	218	€ 43.042.899	69	€ 47.680.907	€ 42.819.940
Belgium	778	6,4%	€ 218.317.735	6,2%	€ 225.366.355	210	€ 70.665.521	31	€ 24.251.784	€ 70.793.183
Norway	306	2,5%	€ 153.299.536	4,4%	€ 153.521.076	60	€ 17.562.090	39	€ 65.307.298	€ 17.573.756
Denmark	375	3,1%	€ 145.540.215	4,1%	€ 145.595.284	93	€ 31.802.556	40	€ 47.932.870	€ 31.779.749
Ireland	277	2,3%	€ 107.763.768	3,1%	€ 108.495.623	80	€ 28.584.172	31	€ 40.443.116	€ 29.096.956
Finland	262	2,2%	€ 97.794.879	2,8%	€ 98.008.166	39	€ 19.629.447	32	€ 34.891.943	€ 19.642.572
Greece	387	3,2%	€ 99.019.614	2,8%	€ 98.084.188	120	€ 27.338.506	27	€ 15.864.655	€ 26.880.698
Sweden	274	2,3%	€ 93.240.408	2,6%	€ 94.301.881	30	€ 11.459.964	17	€ 16.415.650	€ 11.380.998
Portugal	326	2,7%	€ 77.051.635	2,2%	€ 77.143.639	103	€ 26.924.376	22	€ 10.015.325	€ 26.954.376
Austria	251	2,1%	€ 68.248.112	1,9%	€ 67.677.249	74	€ 19.383.836	17	€ 9.836.293	€ 19.354.292
Switzerland	238	2,0%	€ 58.780.369	1,7%	€ 58.886.759	58	€ 11.764.754	9	€ 6.030.320	€ 11.708.408
Romania	135	1,1%	€ 39.723.389	1,1%	€ 39.576.296	21	€ 3.204.204	1	€ 1.530.479	€ 3.204.204
Poland	212	1,7%	€ 36.693.836	1,0%	€ 37.120.929	30	€ 6.744.821	6	€ 4.268.261	€ 4.796.398
Hungary	204	1,7%	€ 32.257.459	0,9%	€ 31.979.084	54	€ 11.459.000	9	€ 2.750.050	€ 11.051.719
Slovakia	56	0,5%	€ 28.637.052	0,8%	€ 28.637.052	13	€ 5.642.371	6	€ 15.062.792	€ 5.642.371
Estonia	85	0,7%	€ 27.829.568	0,8%	€ 27.728.561	18	€ 2.180.165	6	€ 11.663.145	€ 2.098.209
Israel	85	0,7%	€ 26.147.426	0,7%	€ 26.260.079	36	€ 10.730.245	15	€ 4.497.761	€ 10.842.898
Czechia	113	0,9%	€ 24.568.591	0,7%	€ 24.408.216	29	€ 5.238.588	1	€ 331.951	€ 5.170.179
Slovenia	109	0,9%	€ 23.243.117	0,7%	€ 23.009.616	19	€ 4.209.647	6	€ 4.183.259	€ 4.245.019
Turkey	102	0,8%	€ 18.356.874	0,5%	€ 18.325.874	17	€ 2.790.206	3	€ 2.250.938	€ 2.790.206
Latvia	73	0,6%	€ 17.943.294	0,5%	€ 17.939.803	8	€ 1.531.481	1	€ 8.000.000	€ 1.531.481
Iceland	51	0,4%	€ 17.797.824	0,5%	€ 17.765.940	16	€ 3.307.799	18	€ 8.055.981	€ 3.307.799
South Africa	56	0,5%	€ 12.745.105	0,4%	€ 12.745.105	1	€ 101.730	0	€ 0	€ 101.730
Croatia	70	0,6%	€ 11.282.127	0,3%	€ 11.778.472	17	€ 4.388.777	1	€ 100.000	€ 4.546.354
Bulgaria	80	0,7%	€ 11.266.651	0,3%	€ 11.181.446	28	€ 4.075.886	2	€ 150.000	€ 4.090.092

Based on the Eurostat NUTS v2016





H2020 Projects Analysieren Erzählen

Arbeitsblatt Storytelling

Thematic Priorit...
Food security, sustal...

H2020 Participations Auswahl

H2020 Participations

Top Participants

Legal Name	Country	City	H2020 Participations	H2020 Net EU Contribution	H2020 EU Contribution (EUR)	Organisation Profile
Totals			12.167	€ 3.519.396.435	€ 3.519.396.435	
STICHTING WAGENINGEN RESEARCH	Netherlands	WAGENINGEN	140	€ 80.799.983	€ 80.799.983	Organisation Profile
INSTITUT NATIONAL DE RECHERCHE POUR L'AGRICULTURE,	France	PARIS CEDEX 07	137	€ 71.485.250	€ 74.110.530	Organisation Profile
AGENCIA ESTATAL CONSEJO SUPERIOR DE INVESTIGACIONES	Spain	MADRID	104	€ 47.080.564	€ 47.163.299	Organisation Profile
WAGENINGEN UNIVERSITY	Netherlands	WAGENINGEN	82	€ 43.567.438	€ 43.567.438	Organisation Profile
KOBENHAVNS UNIVERSITET	Denmark	KOBENHAVN	44	€ 31.396.514	€ 31.396.514	Organisation Profile
BORREGAARD AS	Norway	SARPSBORG	6	€ 26.019.614	€ 26.697.182	Organisation Profile
AARHUS UNIVERSITET	Denmark	AARHUS C	52	€ 24.781.144	€ 24.781.144	Organisation Profile
CONSIGLIO NAZIONALE DELLE RICERCHE	Italy	ROMA	65	€ 25.041.438	€ 24.480.488	Organisation Profile
LUONNONVARAKESKUS	Finland	HELSINKI	55	€ 24.224.656	€ 24.224.656	Organisation Profile
UNIVERSITEIT GENT	Belgium	GENT	55	€ 24.230.036	€ 24.095.485	Organisation Profile
ALMA MATER STUDIORUM - UNIVERSITA DI BOLOGNA	Italy	BOLOGNA	56	€ 22.682.069	€ 22.682.069	Organisation Profile
NOVAMONT SPA	Italy	NOVARA	17	€ 18.655.609	€ 20.441.980	Organisation Profile
SVERIGES LANTBRUKSUNIVERSITET	Sweden	UPPSALA	47	€ 19.882.861	€ 19.882.861	Organisation Profile
CLARIANT PRODUCTS RO SRL	Romania	BUCURESTI	1	€ 19.791.860	€ 19.791.860	Organisation Profile
DANMARKS TEKNISKE UNIVERSITET	Denmark	KGS LYNGBY	38	€ 19.578.739	€ 19.627.468	Organisation Profile
TEAGASC - AGRICULTURE AND FOOD DEVELOPMENT AUTHORITY	Ireland	CARLOW	64	€ 18.825.909	€ 18.914.009	Organisation Profile
CONSIGLIO PER LA RICERCA IN AGRICOLTURA E L'ANALISI DELL'ECONOMIA AGRARIA	Italy	ROMA	41	€ 16.377.660	€ 17.671.472	Organisation Profile
FRAUNHOFER GESELLSCHAFT ZUR FÖRDERUNG DER ANGEWANDTEN FORSCHUNG	Germany	MUNCHEN	39	€ 17.536.654	€ 17.536.654	Organisation Profile
EIGEN VERMOGEN VAN HET INSTITUUT VOOR LANDBOUW- EN VISSERIJONDERZOEK	Belgium	MERELBEKE	52	€ 16.815.748	€ 17.088.523	Organisation Profile
BIO BASE EUROPE PILOT	Belgium	DESTELDONK	19	€ 16.874.843	€ 16.874.843	Organisation Profile





European Commission | Funding & tender opportunities | Single Electronic Data Interchange Area (SEDIA) | English | Register | Login

SEARCH FUNDING & TENDERS | HOW TO PARTICIPATE | PROJECTS & RESULTS | WORK AS AN EXPERT | SUPPORT

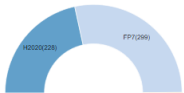
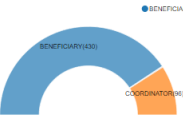
Partner search: **STICHTING WAGENINGEN RESEARCH** PIC: 999547365

Netherlands - WAGENINGEN | Research Organisation | 528 projects funded | Contact organisation

Description: No description available.

Tags/keywords: ID sustainability, ID Agriculture, ID agriculture, ID Knowledge transfer, ID Bioproducts (products that are manufactured using biological material as feedstock) biomaterials, bioplastics, biofuels, bioderived bulk and fine chemicals, bio-derived novel materials, ID Participatory Innovation, ID climate change, ID food security, ID Animal health, ID Plant breeding, ID sustainable agriculture, ID Knowledge infrastructure, ID bioeconomy, ID Innovation, ID Agricultural economics. More tags >

Charts pie: Main collaboration partners, Projects list, Published partner searches

Programmes:  Roles: 

Main collaboration partners

<https://ec.europa.eu/info/funding-tenders/opportunities/portal/screen/how-to-participate/org-details/999547365>




Charts pie

Main collaboration partners

Projects list

Published partner searches

Main collaboration partners



Webtools | Leaflet | © OpenStreetMap contributors | Disclaimer

Projects list

Results: 528 Search:

TITLE	ACRONYM	PROGRAMME	PROJECT ID	ACTIONS
Keep the Energy at the right place!	EnergyKeeper	H2020	731239	Contact project
30-year re-analysis of CARBON fluxES and pools over Europe and the Globe	CARBONES	FP7	242316	Contact project
A common data exchange system for agricultural systems	AgriXchange	FP7	244957	Contact project
A common European approach to the regulatory testing of nanomaterials	NANOREG	FP7	310584	Contact project
A Europe-wide thematic network supporting a sustainable future for EU dairy farmers	EuroDairy	H2020	696364	Contact project
A framework for enhancing EO capacity for Agriculture and Forest Management in Africa as a contribution to DEOSS	AGR/CAB	FP7	282821	Contact project
A gardening robot for rose, hedge and topiary trimming	TrimBot2020	H2020	688007	Contact project
A long term EU-Africa research and innovation partnership on food and nutrition security and sustainable agriculture	LEAP-AGRI	H2020	727715	Contact project
A MICROARRAY TOOL FOR EFFECTIVE CONTROL OF FUNGAL GRAPEVINE TRUNK DISEASES IN EUROPEAN VINEYARDS	MYCORRAY	FP7	315166	Contact project
A New IACS Vision in Action	NIVA	H2020	842009	Contact project

1 2 3 10

<https://ec.europa.eu/info/funding-tenders/opportunities/portal/screen/how-to-participate/org-details/999547365>



Beispiel: Partnersuche für Ausschreibungen mit regionalem Bezug

SFS-23-2019: Integrated water management in small agricultural catchments

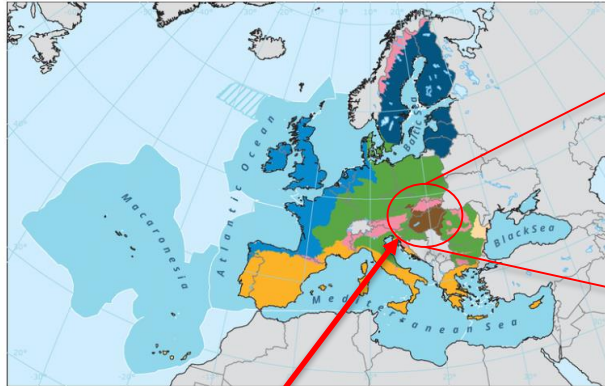
“... Preference will be given to proposals focusing on Continental, Pannonia and Boreal biogeographical regions of Europe as defined by the European Environment Agency. ...”



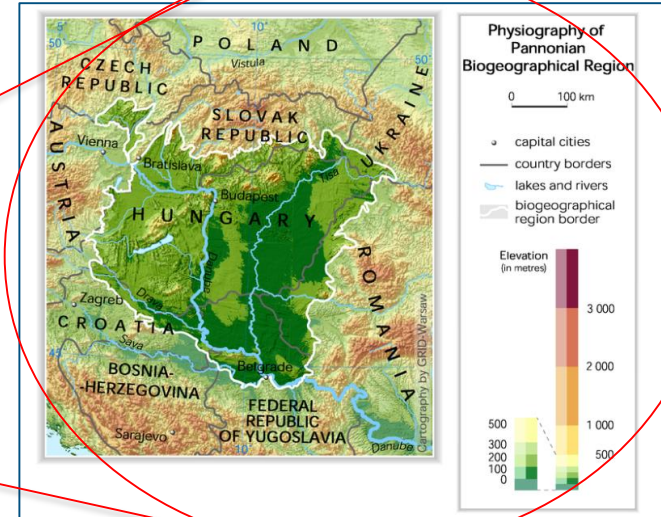
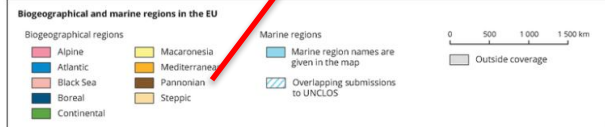
Biogeographical and marine regions in the EU

The map shows the biogeographical and marine regions for EU-28 countries.

Created 18 Sep 2020 — Published 15 Oct 2020 — Last modified 15 Oct 2020 — 1 min read

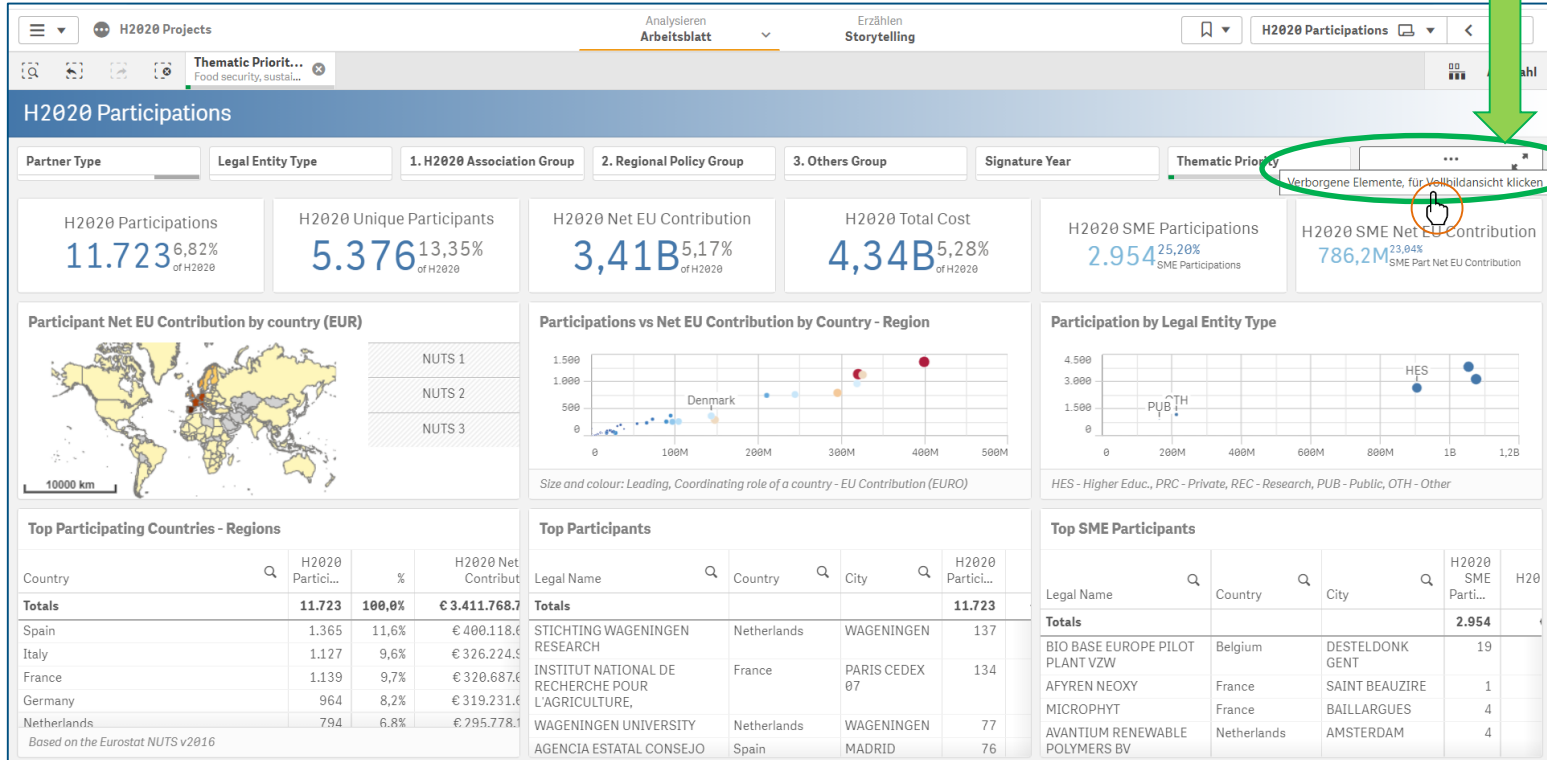


Reference data: ©ESRI



<https://www.eea.europa.eu/data-and-maps/figures/the-pannonian-biogeographical-region-in-south-is-the-federal-republic-of-serbia-capital-belgrade>

<https://www.eea.europa.eu/data-and-maps/figures/biogeographical-and-marine-regions-in>





H2020 Projects Analysieren Arbeitsblatt Erzählen Storytelling

Thematic Priorit... Food security, sustal... H2020 Participations ← →

H2020 Participations

Partner Type	Thematic Priority	Call ID	Country	NUTS1	NUTS2	NUTS3	Focus Area
BENEFICIARY	Food security, sustainable a...	H2020-Adhoc-2014-20	Austria	AKDENIZ	Abruzzo	A Coruña	Low-carbon and climate resi...
INTERNATIONAL_PARTNER	Secure societies - Protectin...	H2020-BB-2016-1	Belgium	ALFÖLD ÉS ÉSZAK	Adana, Mersin	Aargau	Not applicable
THIRDPARTY	Information and Communic...	H2020-BB-2016-2	Bulgaria	ALSACE-CHAMPAGNE-ARD...	Agder og Rogaland	Aberdeen City and Aberdee...	Boosting the effectiveness o...
PARTNERORGANIZATION	European Research Council	H2020-BB-2017-1	Croatia	AQUITAINE-LIMOUSIN-PO...	Ağrı, Kars, Iğdır, Ardahan	Achterhoek	Circular Economy
Legal Entity Type	Smart, green and integrated ...	H2020-BB-2017-2	Cyprus	ATTIKH (ATTIKI)	Alentejo	Adana	Digitising and transforming ...
HES - Higher or secondary e...	Innovation in SMEs	H2020-BBI-JTI-2016	Czechia	AUVERGNE-RHÔNE-ALPES	Algarve	Agglomeratie 's-Gravenhage	
OTH - Others	Future and Emerging Techn...	H2020-BBI-JTI-2017	Denmark	BADEN-WÜRTTEMBERG	Alsace	Agglomeratie Haarlem	
PRC - Private for profit (excl...	Secure, clean and efficient e...	H2020-BBI-JTI-2019	Estonia	BATI ANADOLU	Andalucía	Agglomeratie Leiden en Boll...	
PUB - Public body (excl. rese...	Space	H2020-BBI-JTI-2020	Finland	BATI KARADENIZ	Ankara	Ain	
REC - Research organisations	Euratom	H2020-BBI-PPP-2014-1	France	BAYERN	Antalya, Isparta, Burdur	Aisne	
	Health, demographic chang...	H2020-BBI-PPP-2015-1-1	Germany	BERLIN	Aquitaine	Akershus	
	Climate action, environment...	H2020-BBI-PPP-2015-2-1	Greece	BOURGOGNE-FRANCHE-C...	Aragón	Albacete	
1. H2020 Association Group	Science with and for Society...	H2020-BG-2014-1	Hungary	BRANDENBURG	Área Metropolitana de Lisboa	Alentejo Central	
2. Regional Policy Group	Europe in a changing world ...	H2020-BG-2014-2	Ireland	BREMEN	Arnsberg	Alentejo Litoral	
	Supporting access to intern...	H2020-BG-2015-1	Italy	BRETAGNE	Auvergne	Alessandria	
3. Others Group	Research Infrastructures	H2020-BG-2015-2	Latvia	CANARIAS	Aydın, Denizli, Muğla	Algarve	
Signature Year	Spreading excellence and wli...	H2020-BG-2016-1	Lithuania	CENTRE -- VAL DE LOIRE	Ανατολική Μακεδονία, Θρά...	Alicante / Alacant	
	Access to risk finance	H2020-BG-2016-2	Luxembourg	CENTRO (ES)	Αττική (Attiki)	Almería	



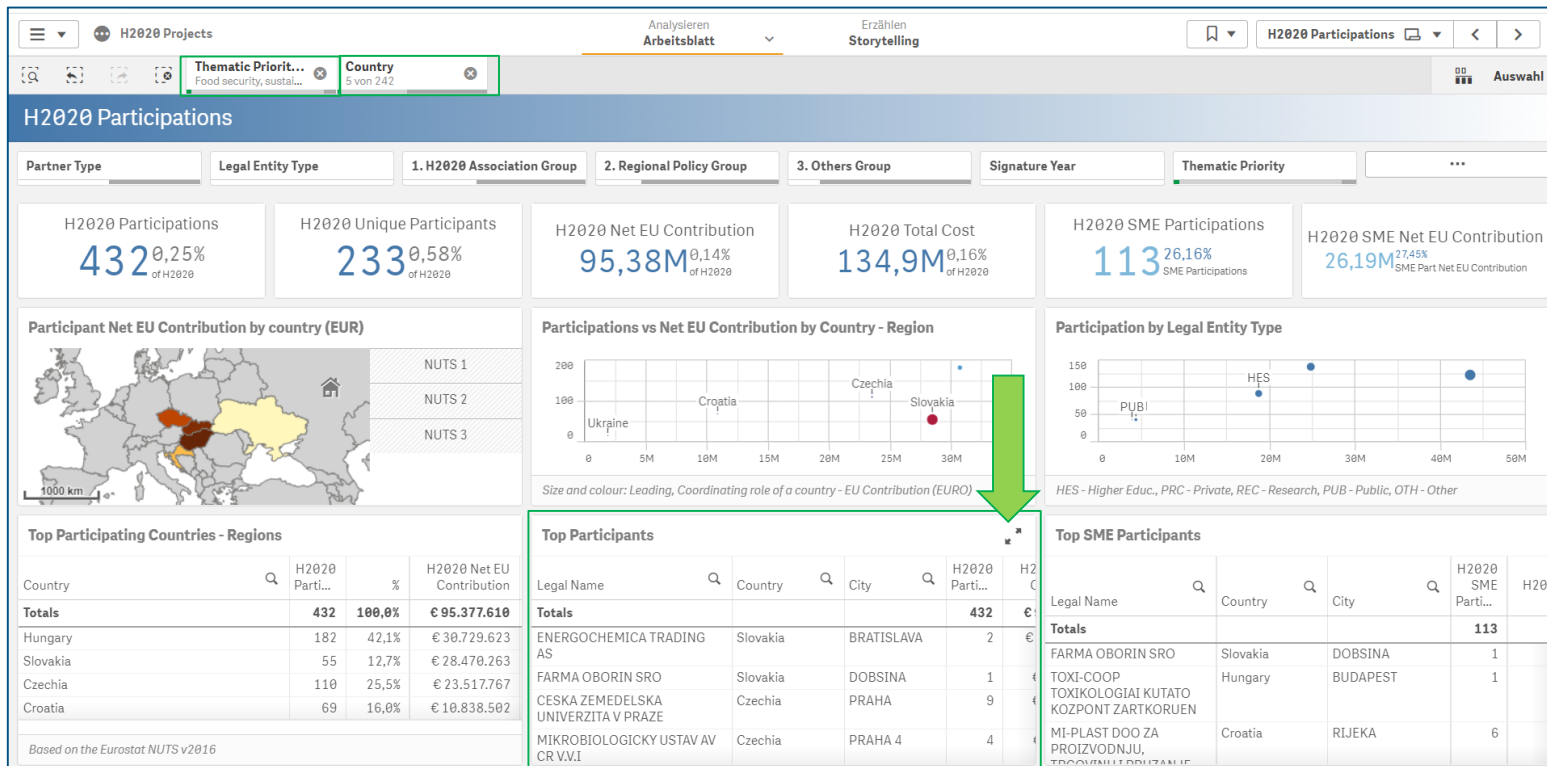
H2020 Projects | Analysieren | Erzählen | H2020 Participations

Thematic Priorit... | Country | 5 von 242

H2020 Participations

Partner Type	Thematic Priority	Call ID	Country	NUTS1	NUTS2	NUTS3	Focus Area
BENEFICIARY	Food security, sustaina...	H2020-BB-2017-1	Croatia ✓	ALFÖLD ÉS ÉSZAK	Bratislavský kraj	Bács-Kiskun	Low-carbon and climate resi...
THIRDPARTY	Secure societies - Protectin...	H2020-BB-2017-2	Czechia ✓	ČESKÁ REPUBLIKA	Budapest	Banskobystrický kraj	Not applicable
INTERNATIONAL_PARTNER	Information and Communic...	H2020-BBI-JTI-2016	Hungary ✓	DUNÁNTÚL	Dél-Alföld	Baranya	Boosting the effectiveness o...
PARTNERORGANIZATION	European Research Council	H2020-BBI-JTI-2017	Slovakia ✓	HRVATSKA	Dél-Dunántúl	Békés	Circular Economy
	Smart, green and integrated ...	H2020-BBI-JTI-2019	Ukraine ✓	KÖZÉP-MAGYARORSZÁG	Észak-Alföld	Borsod-Abaúj-Zemplén	Digitising and transforming ...
	Innovation in SMEs	H2020-BBI-JTI-2020	Albania	Not available	Észak-Magyarország	Bratislavský kraj	
HES - Higher or secondary e...	Future and Emerging Techn...	H2020-BBI-PPP-2014-1	Algeria	SLOVENSKO	Jadranska Hrvatska	Budapest	
OTH - Others	Secure, clean and efficient e...	H2020-BBI-PPP-2015-1-1	Angola	AKDENIZ	Jihovýchod	Csongrád	
PRC - Private for profit (excl...	Space	H2020-BBI-PPP-2015-2-1	Argentina	ÅLAND	Jihozápad	Dubrovačko-neretvanska žu...	
PUB - Public body (excl. rese...	Euratom	H2020-BG-2014-1	Australia	ALSACE-CHAMPAGNE-ARD...	Kontinentálna Hrvatska	Fejér	
REC - Research organisations	Health, demographic chang...	H2020-BG-2015-2	Austria	AQUITAINE-LIMOUSIN-PO...	Közép-Dunántúl	Grad Zagreb	
	Climate action, environment...	H2020-BG-2016-1	Azerbaijan	ATTIKH (ATTIKI)	Not available	Győr-Moson-Sopron	
	Science with and for Society...	H2020-BG-2017-1	Bangladesh	AUVERGNE-RHÔNE-ALPES	Nyugat-Dunántúl	Hajdú-Bihar	
1. H2020 Association Group	Europe in a changing world - ...	H2020-BG-2018-1	Belarus	BADEN-WÜRTTEMBERG	Pest	Heves	
2. Regional Policy Group	Research infrastructures	H2020-BG-2019-1	Belgium	BATI ANADOLU	Praha	Hlavní město Praha	
	Spreading excellence and wl...	H2020-BG-2019-2	Benin	BATI KARADENIZ	Severovýchod	Istarska županija	
3. Others Group	Access to risk finance	H2020-BG-2020-2	Bonaire Sint Eustatius and S...	BATI MARMARA	Stredné Slovensko	Jihočeský kraj	
Signature Year	Industrial Leadership - Cros...	H2020-CIRC-2016OneStage	Bosnia and Herzegovina	BAYERN	Střední Čechy	Jihomoravský kraj	

Exit; zurück
zur Ergebnis-
übersicht





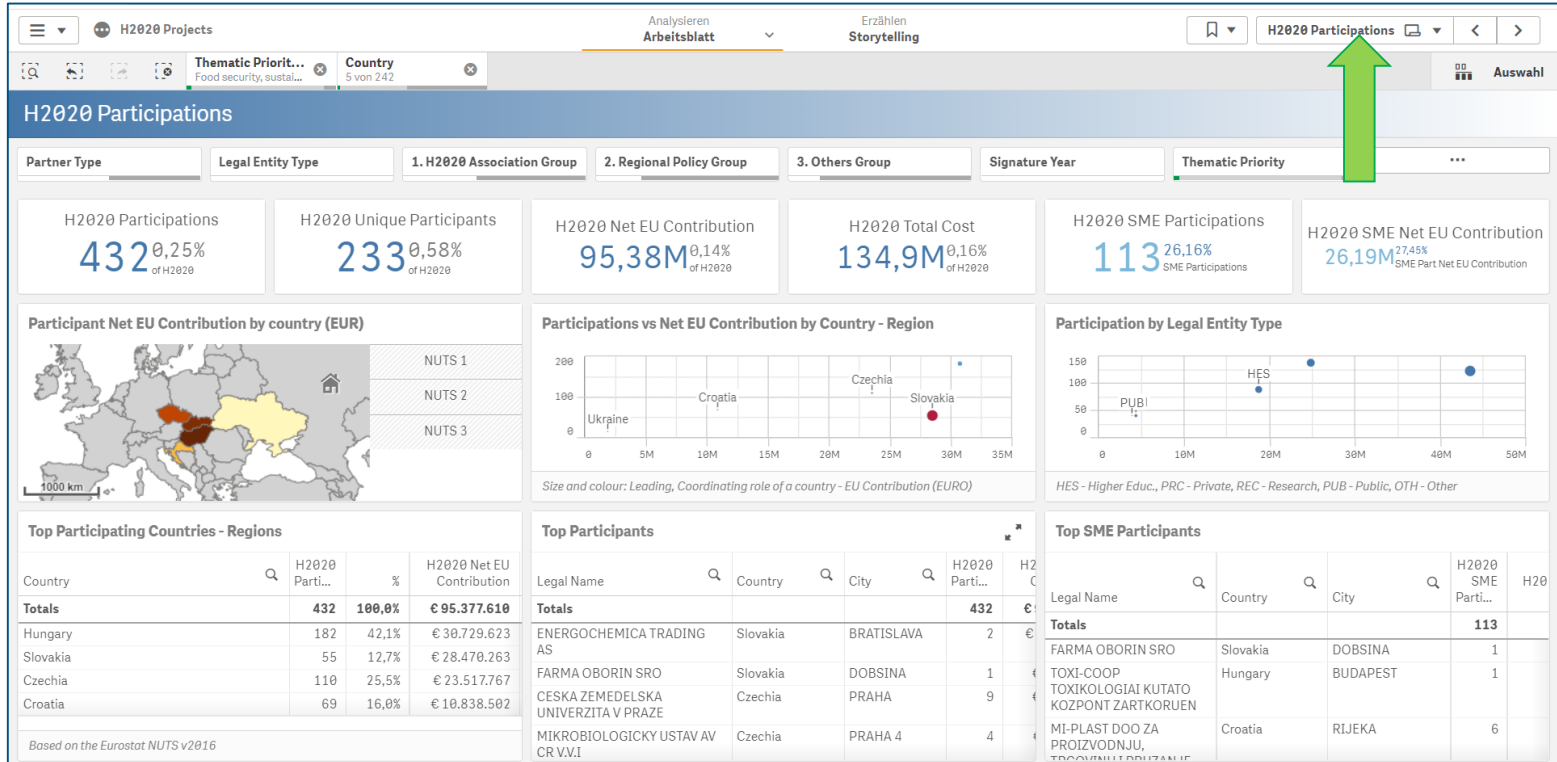
H2020 Projects Analysieren Arbeitsblatt Erzählen Storytelling

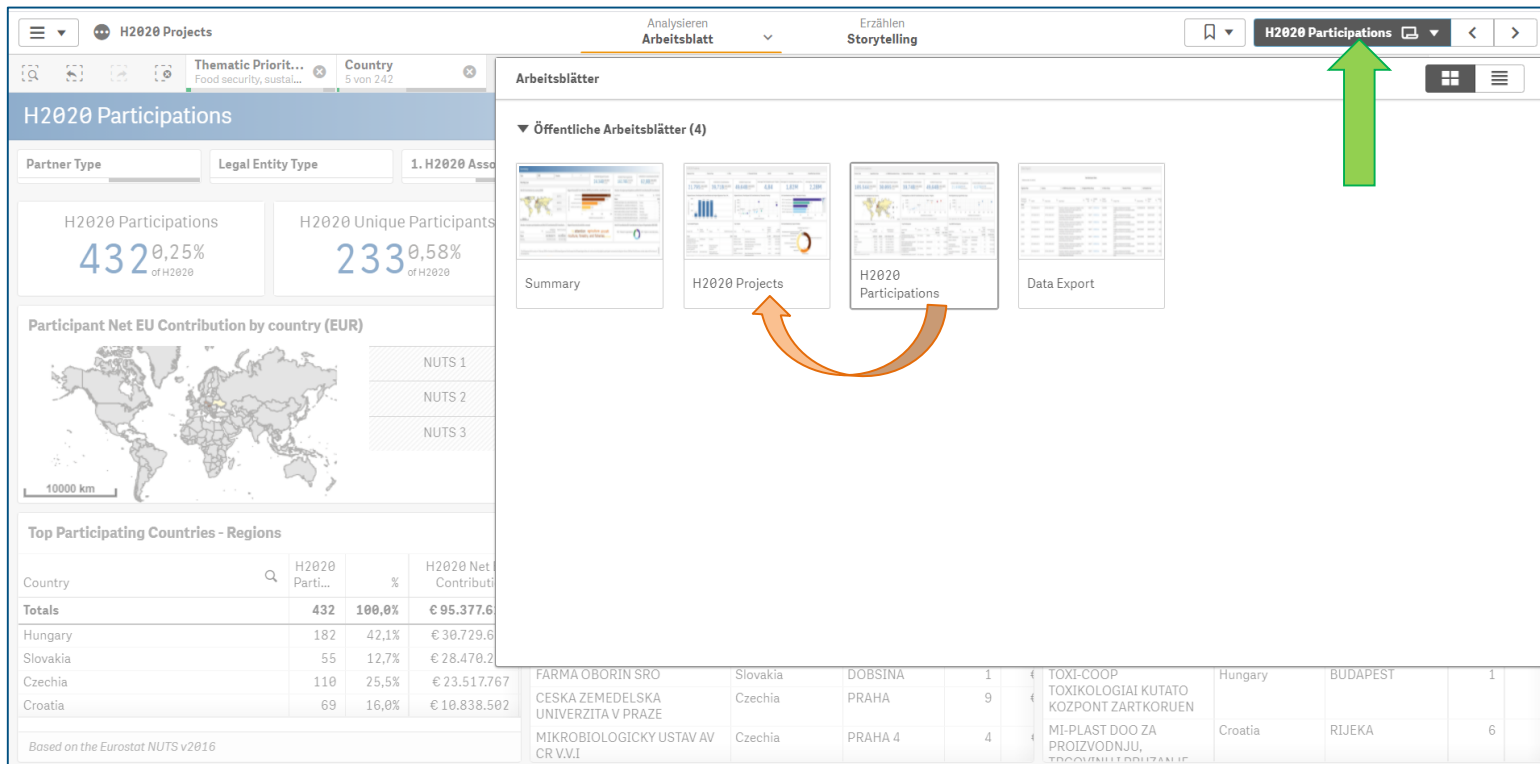
Thematic Priorit... Country 5 von 242 Auswahl

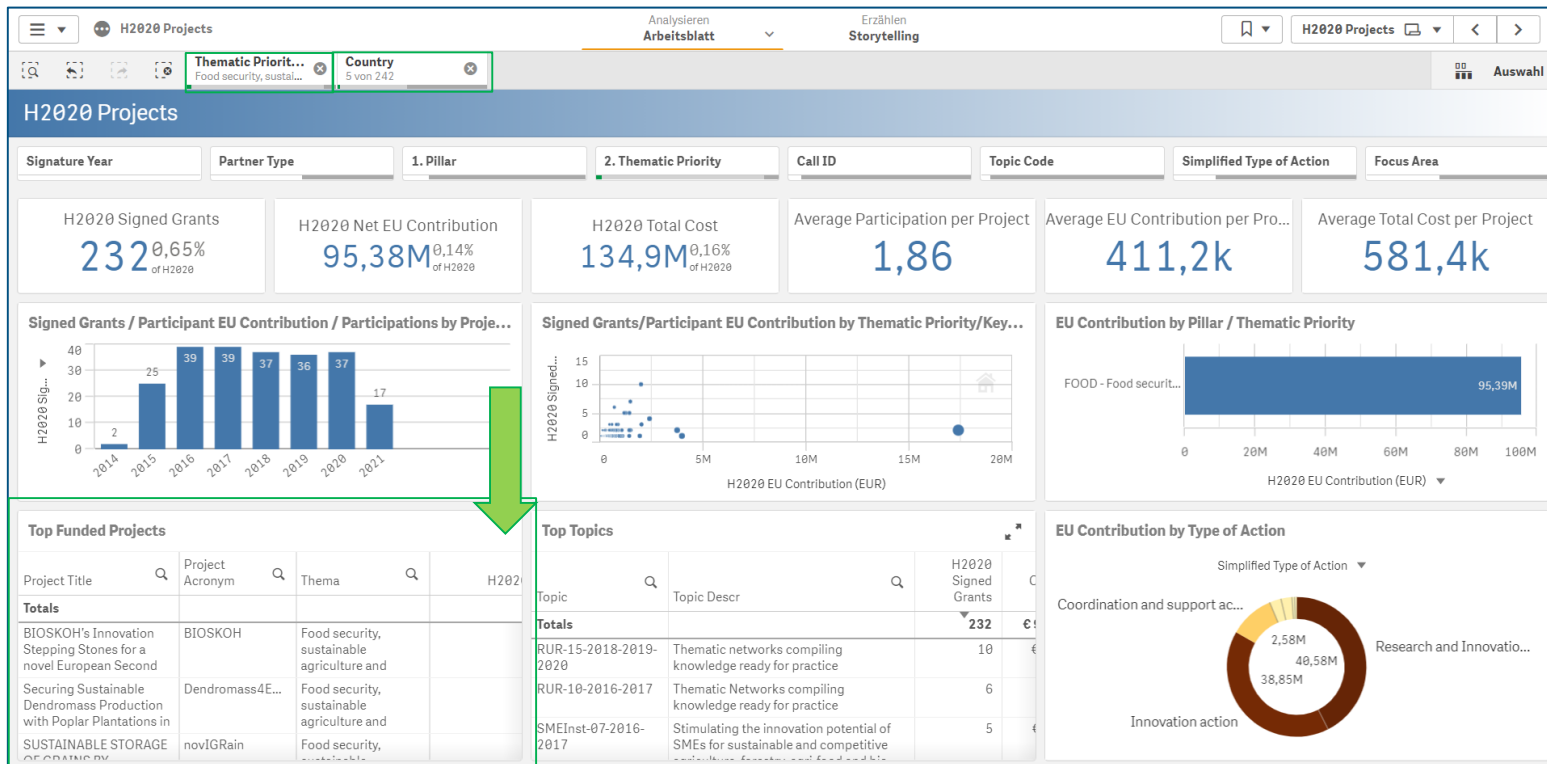
H2020 Participations

Top Participants

Legal Name	Country	City	H2020 Participations	H2020 Net EU Contribution	H2020 EU Contribution (EUR)	Organisation Profile
Totals			432	€ 95.377.610	€ 95.387.281	
ENERGOCHEMICA TRADING AS	Slovakia	BRATISLAVA	2	€ 10.134.434	€ 15.825.607	Organisation Profile
FARMA OBORIN SRO	Slovakia	DOBSINA	1	€ 3.069.500	€ 3.069.500	Organisation Profile
CESKA ZEMEDELSKA UNIVERZITA V PRAZE	Czechia	PRAHA	9	€ 2.380.695	€ 2.380.695	Organisation Profile
MIKROBIOLOGICKY USTAV AV CR V.V.I	Czechia	PRAHA 4	4	€ 2.193.395	€ 2.363.395	Organisation Profile
NARODNE POL'NOHOSPODARSKE A POTRAVINARSKE CENTRUM	Slovakia	LUZIANKY	7	€ 2.311.944	€ 2.235.007	Organisation Profile
AGRARTUDOMANYI KUTATOKOZPONT	Hungary	MARTONVAS...	10	€ 2.179.891	€ 1.921.142	Organisation Profile
TOXI-COOP TOXIKOLOGIAI KUTATO KOZPONT ZARTKORUEN MUKODO RT	Hungary	BUDAPEST	1	€ 1.799.000	€ 1.799.000	Organisation Profile
MI-PLAST DOO ZA PROIZVODNJU, TRGOVINU I PRUZANJE USLUGA	Croatia	RIJEKA	6	€ 1.783.471	€ 1.783.471	Organisation Profile
VYZKUMNY USTAV ROSTLINNE VYROBY VVI	Czechia	PRAHA 6	7	€ 1.718.086	€ 1.755.495	Organisation Profile
NEMZETI ELELMISZERLANC-BIZTONSAGI HIVATAL	Hungary	BUDAPEST	8	€ 1.339.564	€ 1.598.314	Organisation Profile
LESPROJEKT SLUZBY SRO	Czechia	ZARYBY	4	€ 1.536.025	€ 1.536.025	Organisation Profile
PANNON EGYETEM	Hungary	VESZPREM	7	€ 1.514.798	€ 1.514.798	Organisation Profile
Campden BRI Magyarorszag Nonprofit Korlatolt Felelossegu Tarsasag	Hungary	BUDAPEST	6	€ 1.439.784	€ 1.439.784	Organisation Profile









H2020 Projects										
Analysieren Arbeitsblatt Erzählen Storytelling										
Thematic Priorit... Food security, sustai... Country 5 von 242										
Auswahl										
H2020 Projects										
Top Funded Projects										
Project Title	Project Acronym	Thema	H2020 Participations	H2020 EU Contribution	ToA	H2020 Net EU Contribution	Project Nbr	CORDIS link	Topic Code	
Totals			432	95.387.610 €		€ 95.377.610				
BIOSKOH's Innovation Stepping Stones for a novel European Second	BIOSKOH	Food security, sustainable agriculture and	5	17.319.932 €	Bio-based Industries Innovation action - Flagship	€ 17.319.932	709557	CORDIS link	BBIVC1.F1	Fre ba
Securing Sustainable Dendromass Production with Poplar Plantations in	Dendromass4E...	Food security, sustainable agriculture and	5	3.972.145 €	Bio-based Industries Innovation action - Demonstration	€ 3.972.145	745874	CORDIS link	BBI-2016-D09	Bi co 'bc
SUSTAINABLE STORAGE OF GRAINS BY IMPLEMENTING A	novIGrain	Food security, sustainable agriculture and	4	2.957.683 €	Innovation action	€ 2.957.683	101000663	CORDIS link	SFS-04-2019-2020	Int to
Towards climate-smart sustainable management of agricultural soils	EJP SOIL	Food security, sustainable agriculture and	3	1.925.800 €	COFUND (European Joint Programme)	€ 1.925.800	862695	CORDIS link	LC-SFS-20-2019	Eu ma
Increasing the efficiency and competitiveness of organic crop breeding	ECOBREED	Food security, sustainable agriculture and	7	1.604.800 €	Research and Innovation action	€ 1.604.831	771367	CORDIS link	SFS-07-2016-2017	Or co far
Future Oriented Collaborative Policy Development for Rural	PollRural	Food security, sustainable agriculture and	9	1.458.600 €	Research and Innovation action	€ 1.458.688	818496	CORDIS link	RUR-01-2018-2019	Bu vis
Sino-EU Soil Observatory for intelligent Land Use Management	SIEUSOIL	Food security, sustainable agriculture and	4	1.413.800 €	Research and Innovation action	€ 1.413.875	818346	CORDIS link	SFS-38-2018	Hi lar
reSilienT fARminG by Adaptive microclimate management	STARGATE	Food security, sustainable agriculture and	5	1.408.730 €	Research and Innovation action	€ 1.408.730	818187	CORDIS link	LC-SFS-19-2018-2019	Cl
Disruptive portable device for pre-screening of Persistent Organic	NanoScreen	Food security, sustainable agriculture and	1	1.221.735 €	SME instrument phase 2	€ 1.221.735	766742	CORDIS link	SMEInst-07-2016-2017	St su fa



Datenbank 3: H2020 Country Profile



The screenshot shows the Qlik Sense Enterprise interface. The main dashboard displays a grid of cards for various data streams. A green arrow points to the 'H2020 Country Profile' card. A modal window titled 'H2020 Country Profile' is open, showing the following details:


- Open** button
- 
- Data reloaded:** Nov 16, 2021, 3:15 PM
- Published:** Nov 16, 2021, 3:20 PM
- Created:** Jun 25, 2019, 10:20 AM
- Location:** Everyone
- Owner:** ppcordaqqsservices (S-PPQ-LIK\ppcordaqqsservices)
- Version:** P.COUNTRY.1912 QVD



H2020 Country Profile








Analysieren
Arbeitsblatt


Erzählen
Storytelling

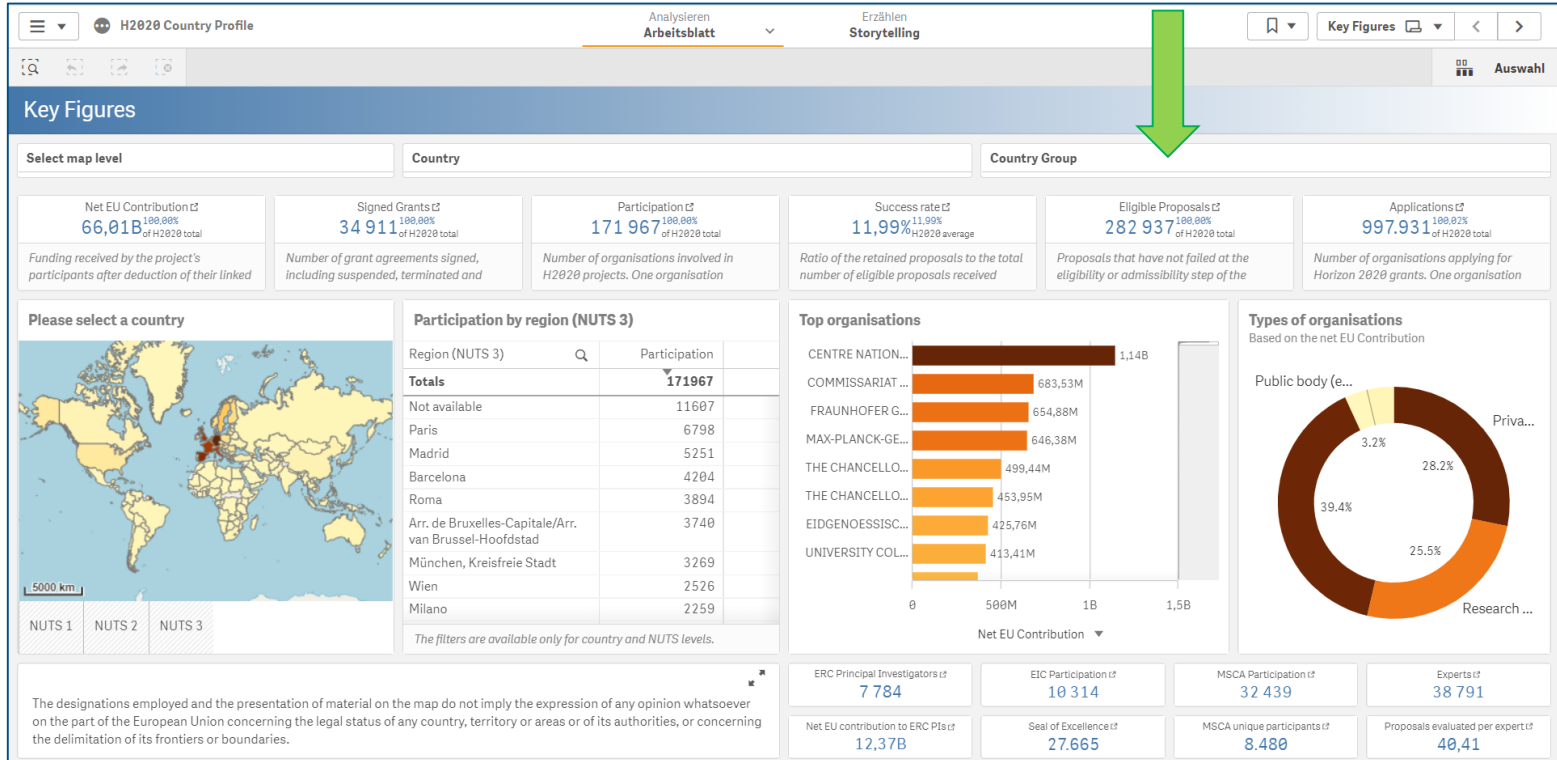
 **H2020 Country Profile**
Zuletzt geladene Daten: 16. Nov. 2021, 15:15
Veröffentlicht: 16. Nov. 2021, 15:20
Veröffentlicht auf: Everyone
Version: P.COUNTRY.1912
QVD

Arbeitsblätter | Lesezeichen | Storys

Öffentliche Arbeitsblätter (7)

-  **HORIZON DASHBOARD**
Welcome
-  Key Figures
-  Participation in Programmes
-  SME Performance
-  Collaboration with other countries
-  R&D landscape
-  Glossary







H2020 Country Profile Analysieren **Arbeitsblatt** Erzählen **Storytelling**

Key Figures

Select map level: **Country** | Country Group

Net EU Contribution €
66,01B 100,00% of H2020 total

Funding received by the project's participants after deduction of their linked

Signed Grants €
34 911 100,00% of H2020 total

Number of grant agreements signed, including suspended, terminated and

Participation €
171 967 100,00% of H2020 total

Number of organisations involved in H2020 projects. One organisation


Success rate €
11,99% 11,99% of H2020 average

Ratio of the retained proposals to the total number of eligible proposals received

Eligible Applications €
282 9 100,00% of H2020 total

Proposals that have been eligible or admitted to grants. One organisation

Please select a country



5000 km

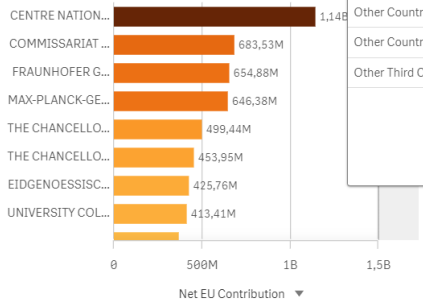
NUTS 1 | NUTS 2 | NUTS 3

Participation by region (NUTS 3)

Region (NUTS 3)	Participation
Totals	171967
Not available	11607
Paris	6798
Madrid	5251
Barcelona	4204
Roma	3894
Arr. de Bruxelles-Capitale/Arr. van Brussel-Hoofdstad	3740
München, Kreisfreie Stadt	3269
Wien	2526
Milano	2259

The filters are available only for country and NUTS levels.

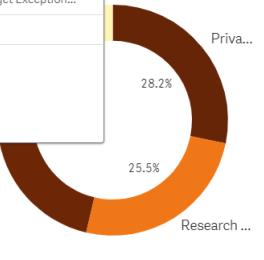
Top organisations



Organisation	Net EU Contribution
CENTRE NATION...	1,14B
COMMISSARIAT ...	683,53M
FRAUNHOFER G...	654,88M
MAX-PLANCK-GE...	646,38M
THE CHANCELLO...	499,44M
THE CHANCELLO...	453,95M
EIDGENOESSISC...	425,76M
UNIVERSITY COL...	413,41M

Applications €
7.931 100,00% of H2020 total

Organisations applying for grants. One organisation



28.2% Priva...
25.5% Research...

ERC Principal Investigators €
7 784

Net EU contribution to ERC PIs €
12,37B

EIC Participation €
10 314

Seal of Excellence €
27.665

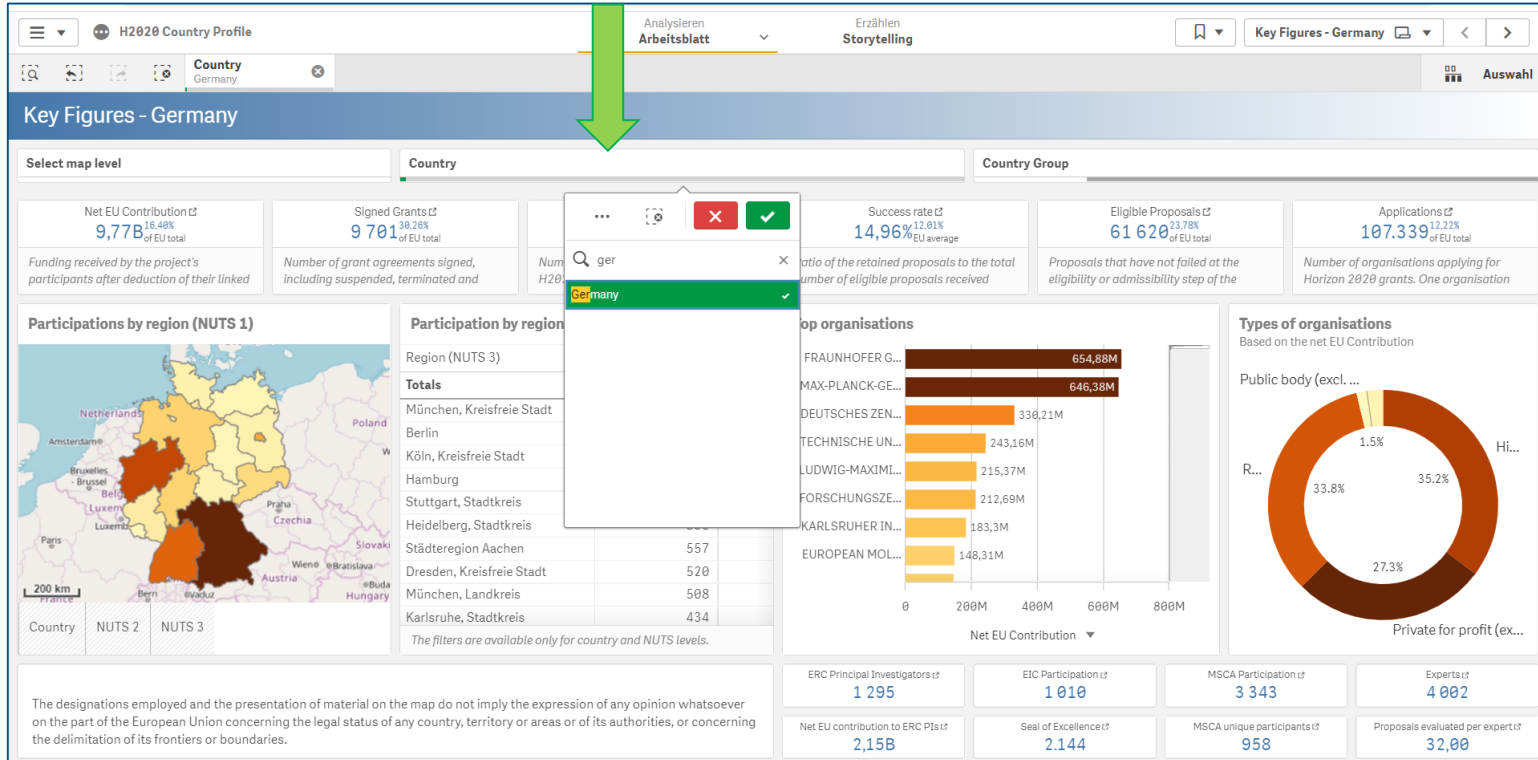
MSCA Participation €
32 439

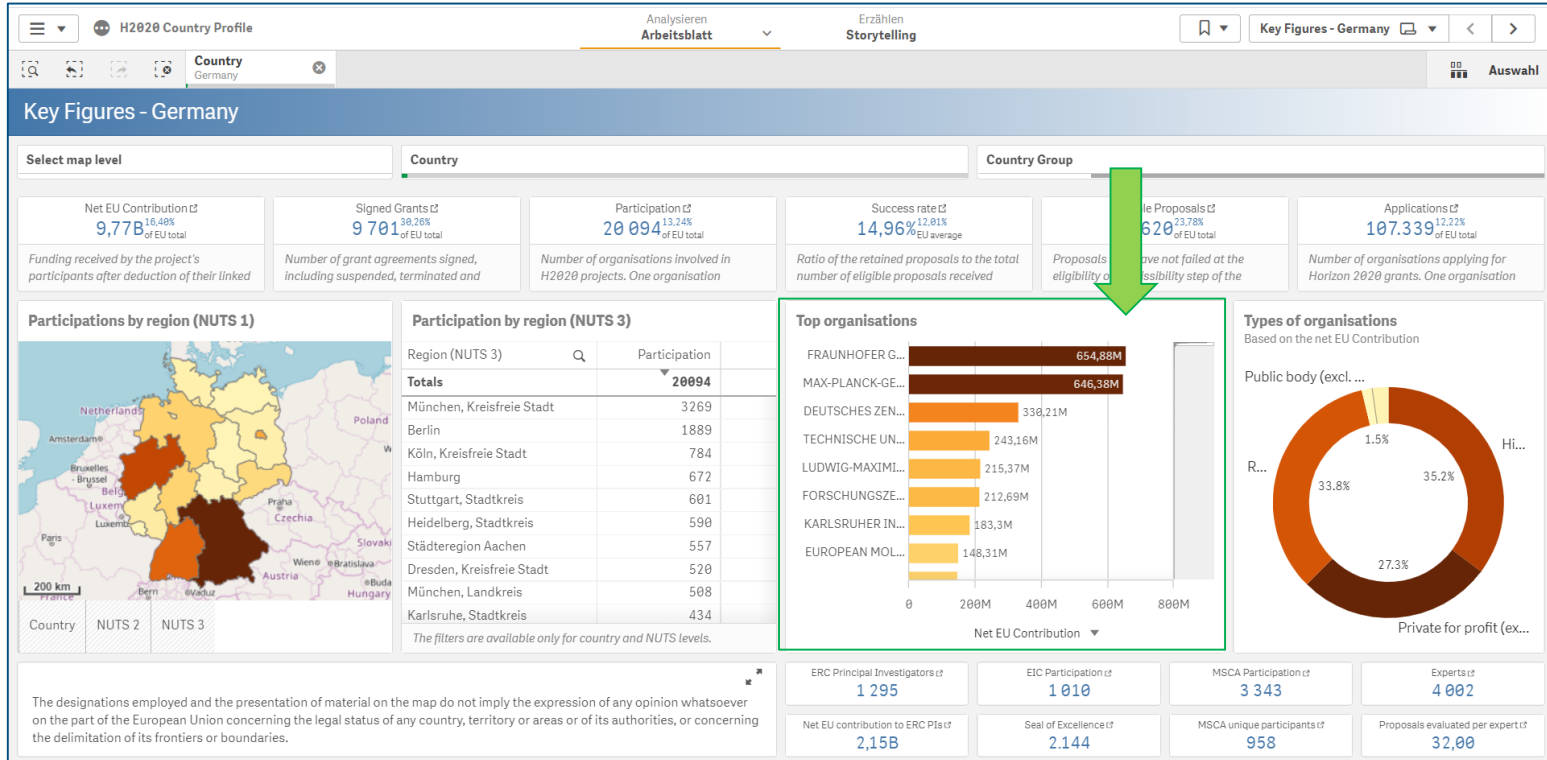
MSCA unique participants €
8.480

Experts €
38 791

Proposals evaluated per expert €
40,41

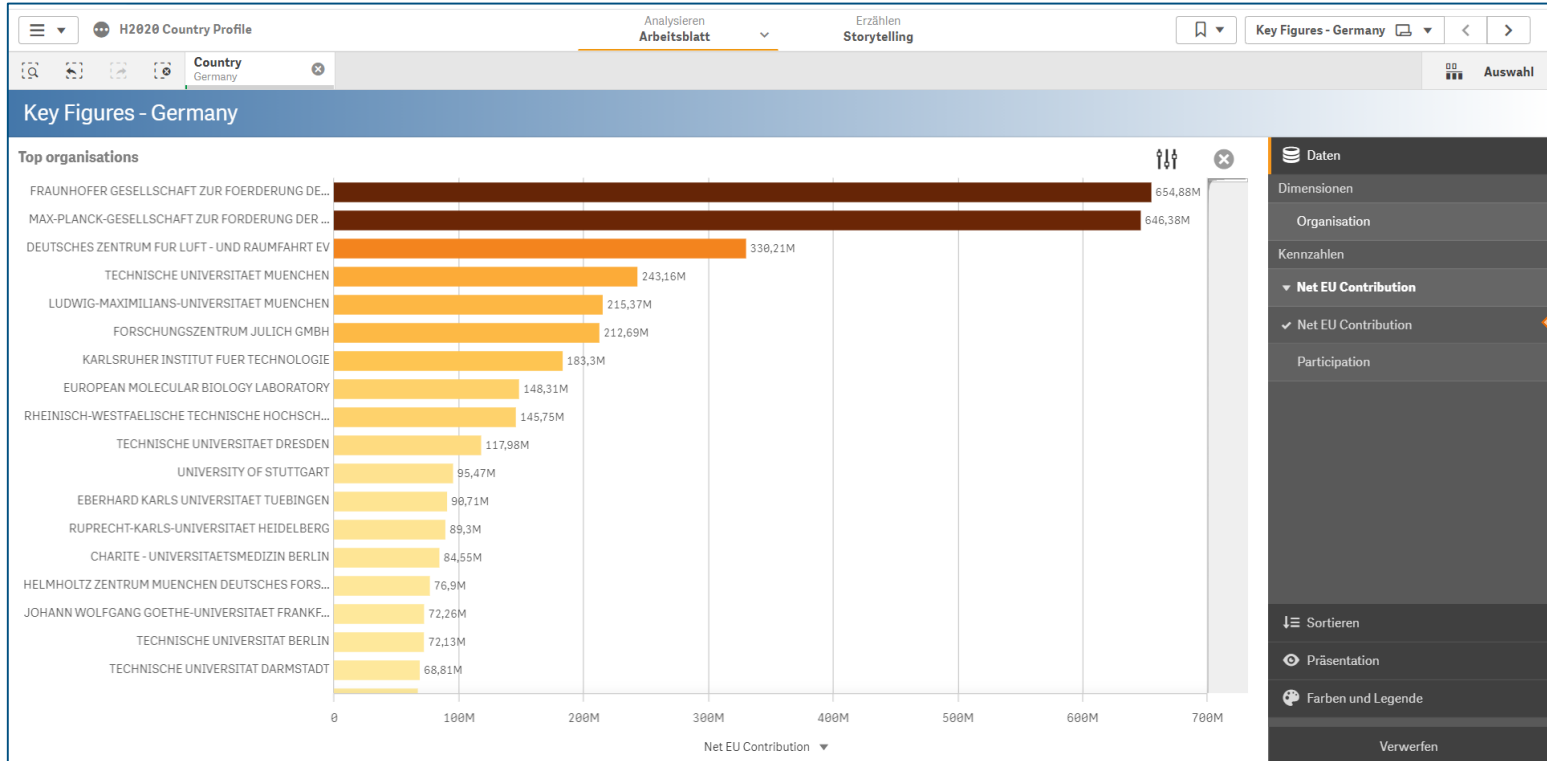
The designations employed and the presentation of material on the map do not imply the expression of any opinion whatsoever on the part of the European Union concerning the legal status of any country, territory or areas or of its authorities, or concerning the delimitation of its frontiers or boundaries.

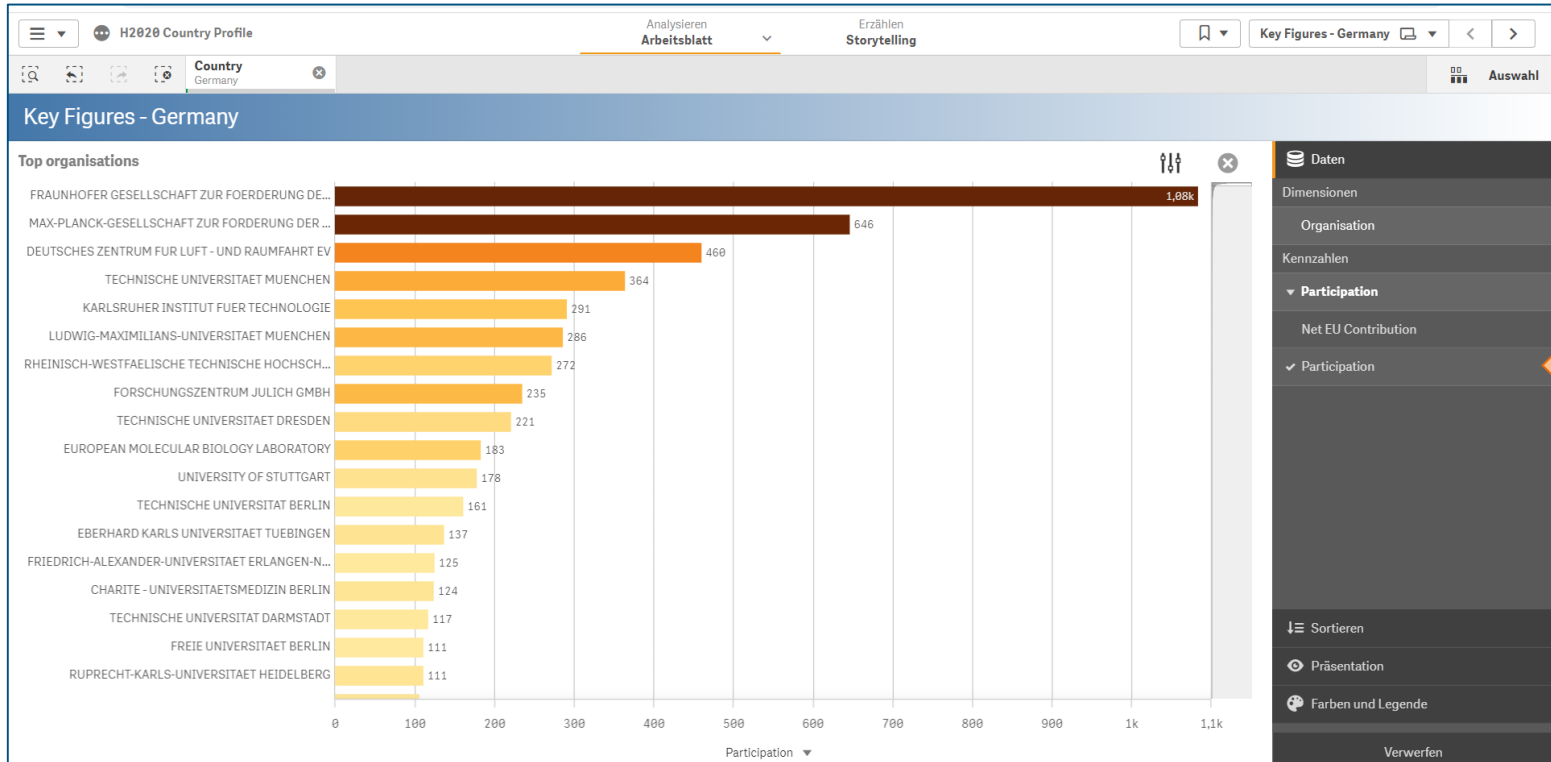


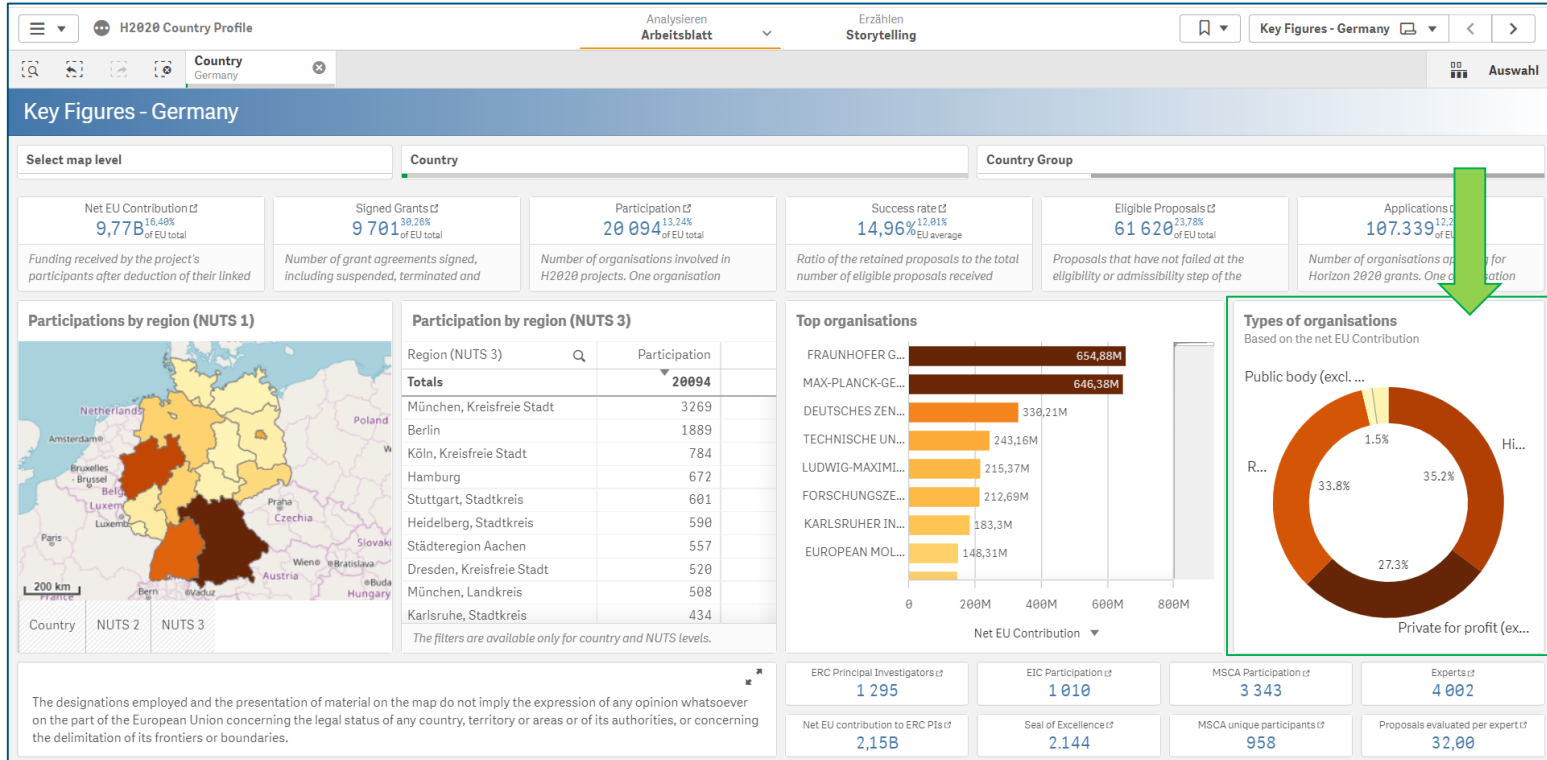


The designations employed and the presentation of material on the map do not imply the expression of any opinion whatsoever on the part of the European Union concerning the legal status of any country, territory or areas or of its authorities, or concerning the delimitation of its frontiers or boundaries.

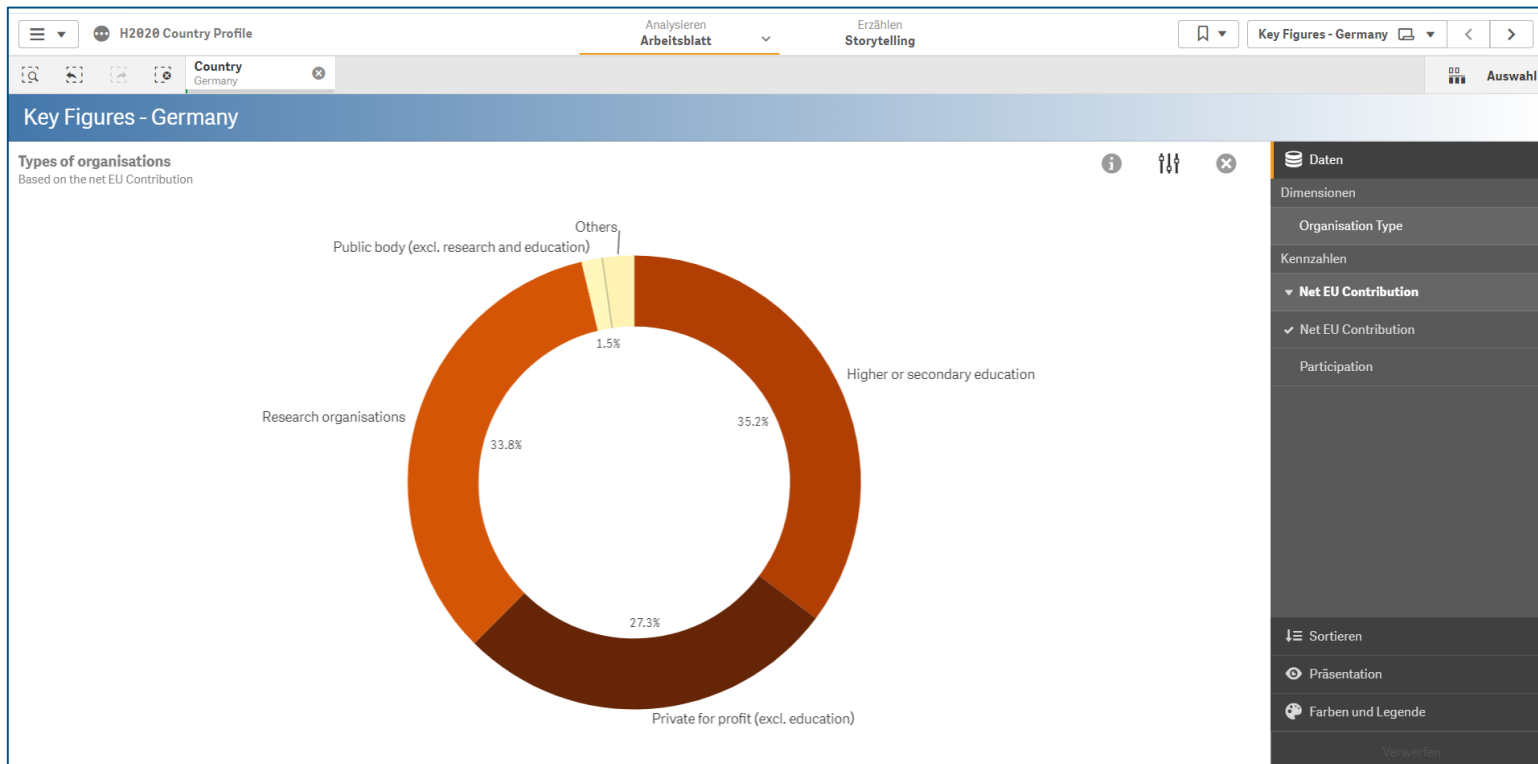
ERC Principal Investigators € 1 295	ERC Participation € 1 010	MSCA Participation € 3 343	Experts € 4 002
Net EU contribution to ERC PIs € 2,15B	Seal of Excellence € 2.144	MSCA unique participants € 958	Proposals evaluated per expert € 32,00

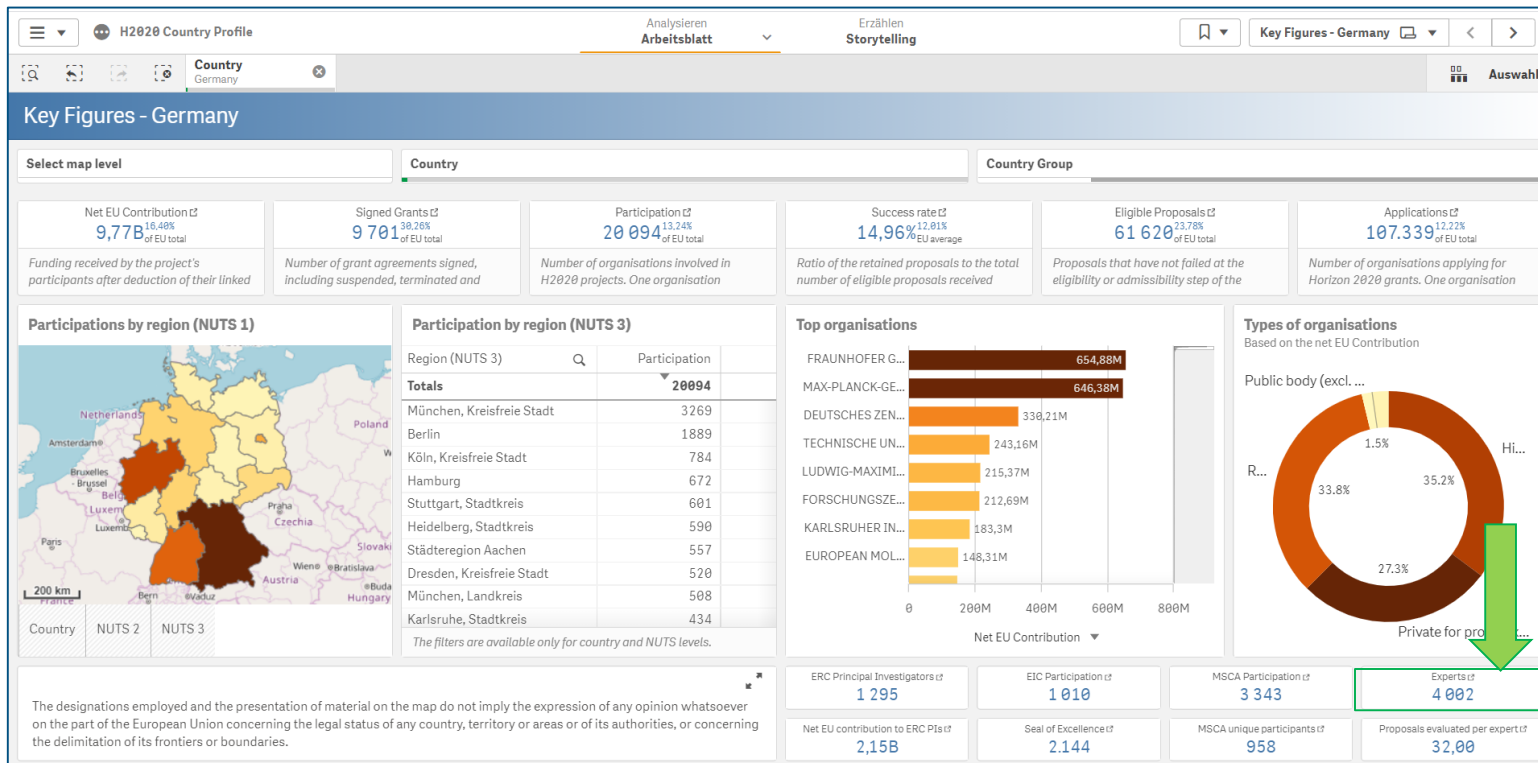


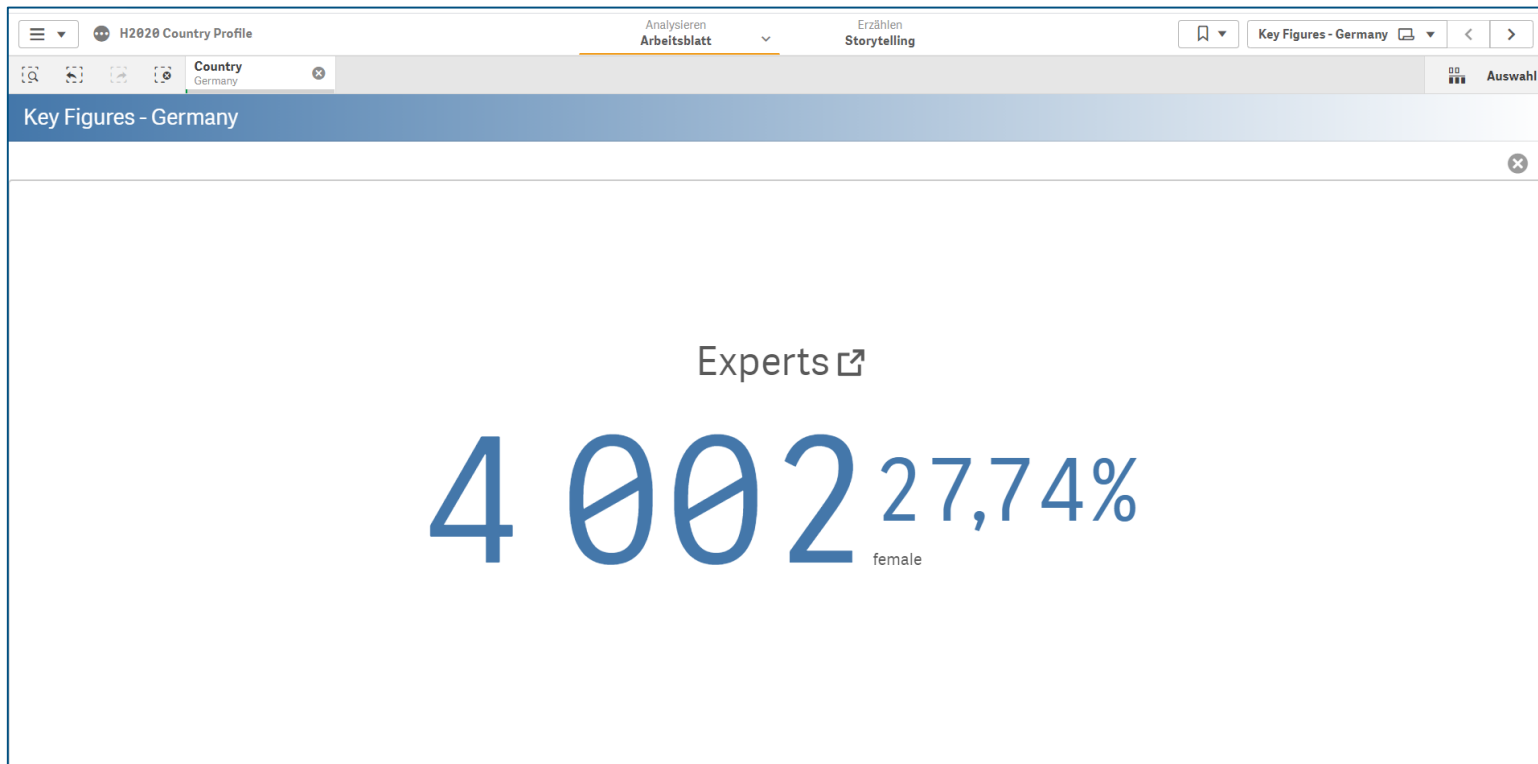


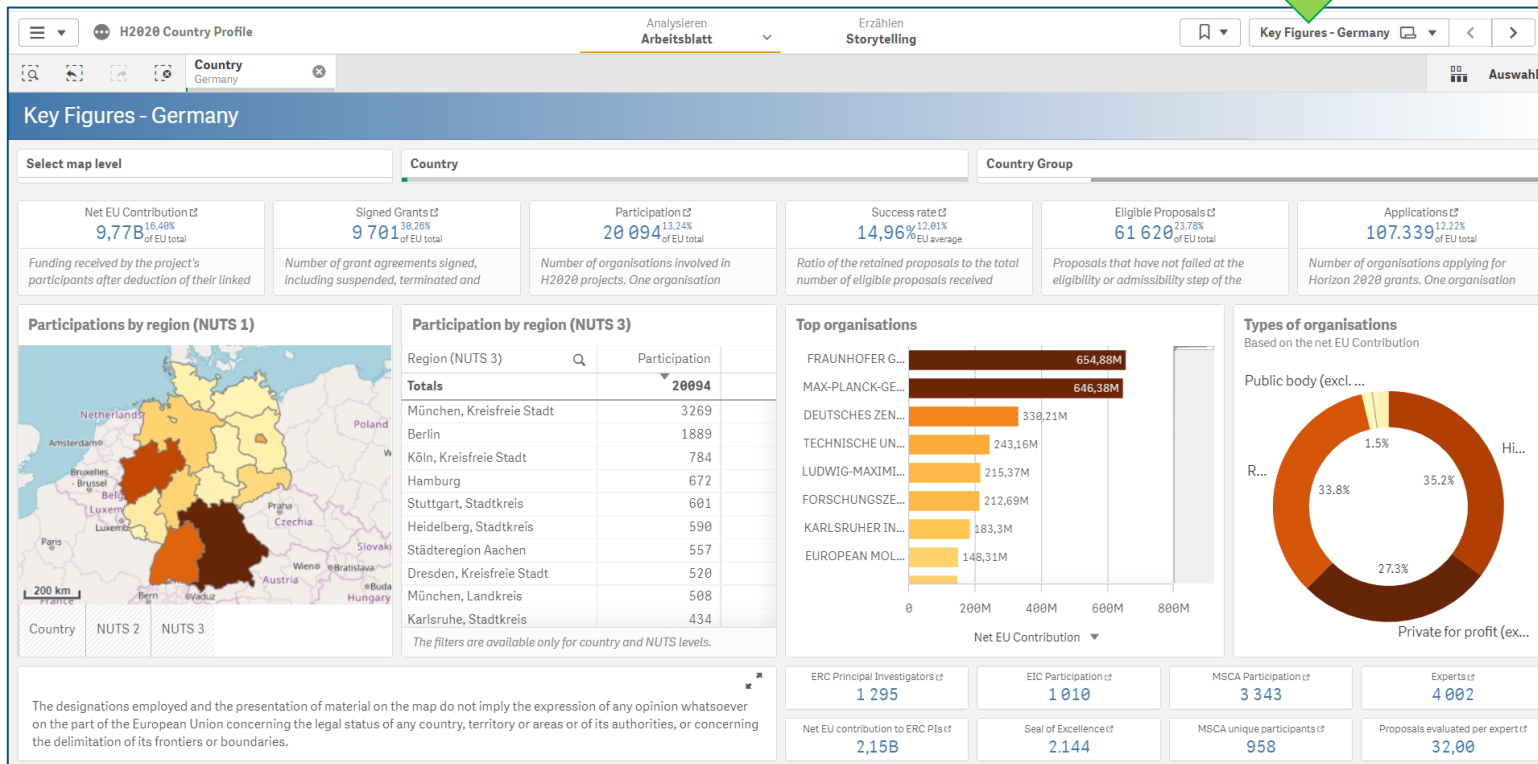
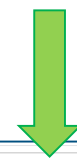


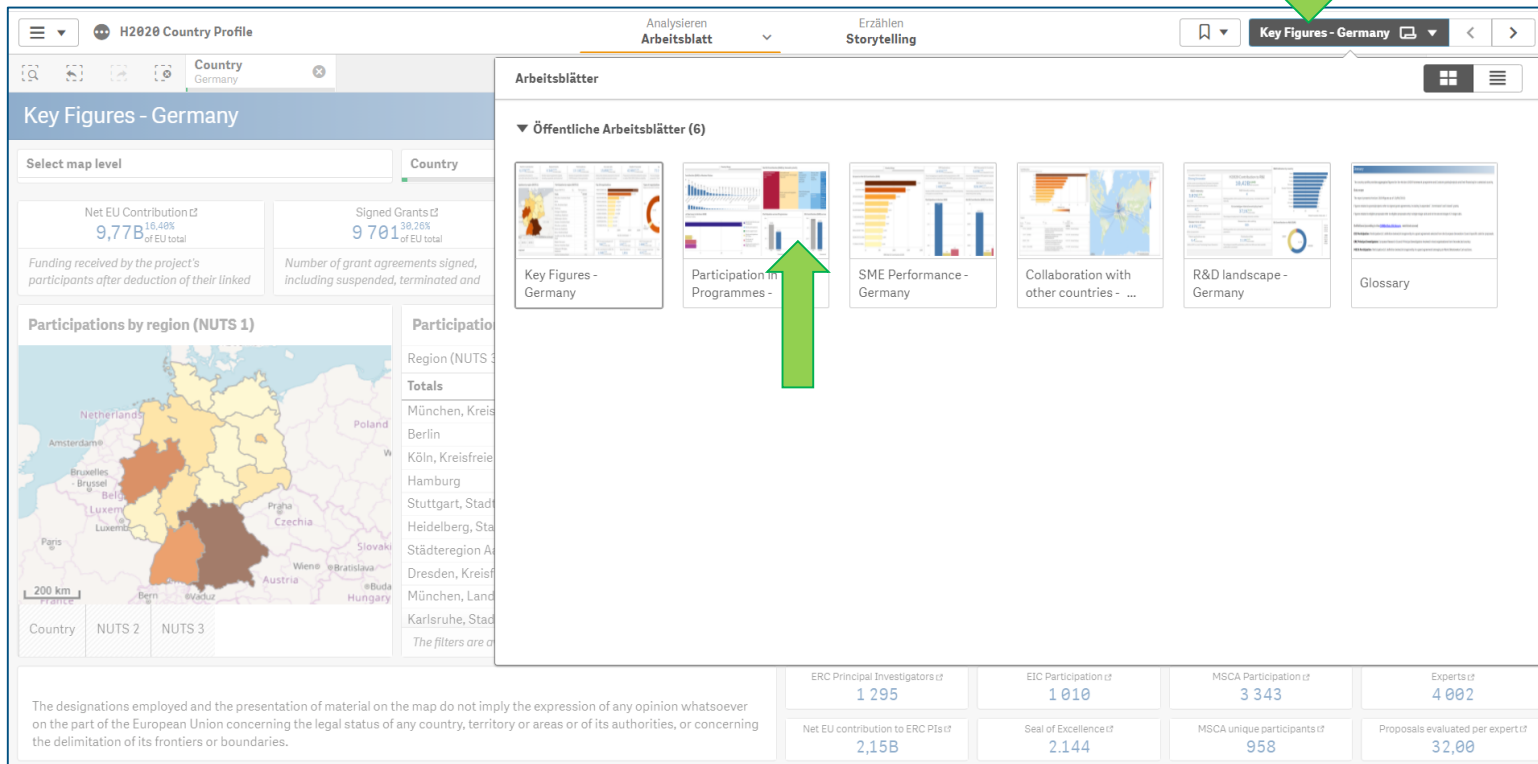
The designations employed and the presentation of material on the map do not imply the expression of any opinion whatsoever on the part of the European Union concerning the legal status of any country, territory or areas or of its authorities, or concerning the delimitation of its frontiers or boundaries.

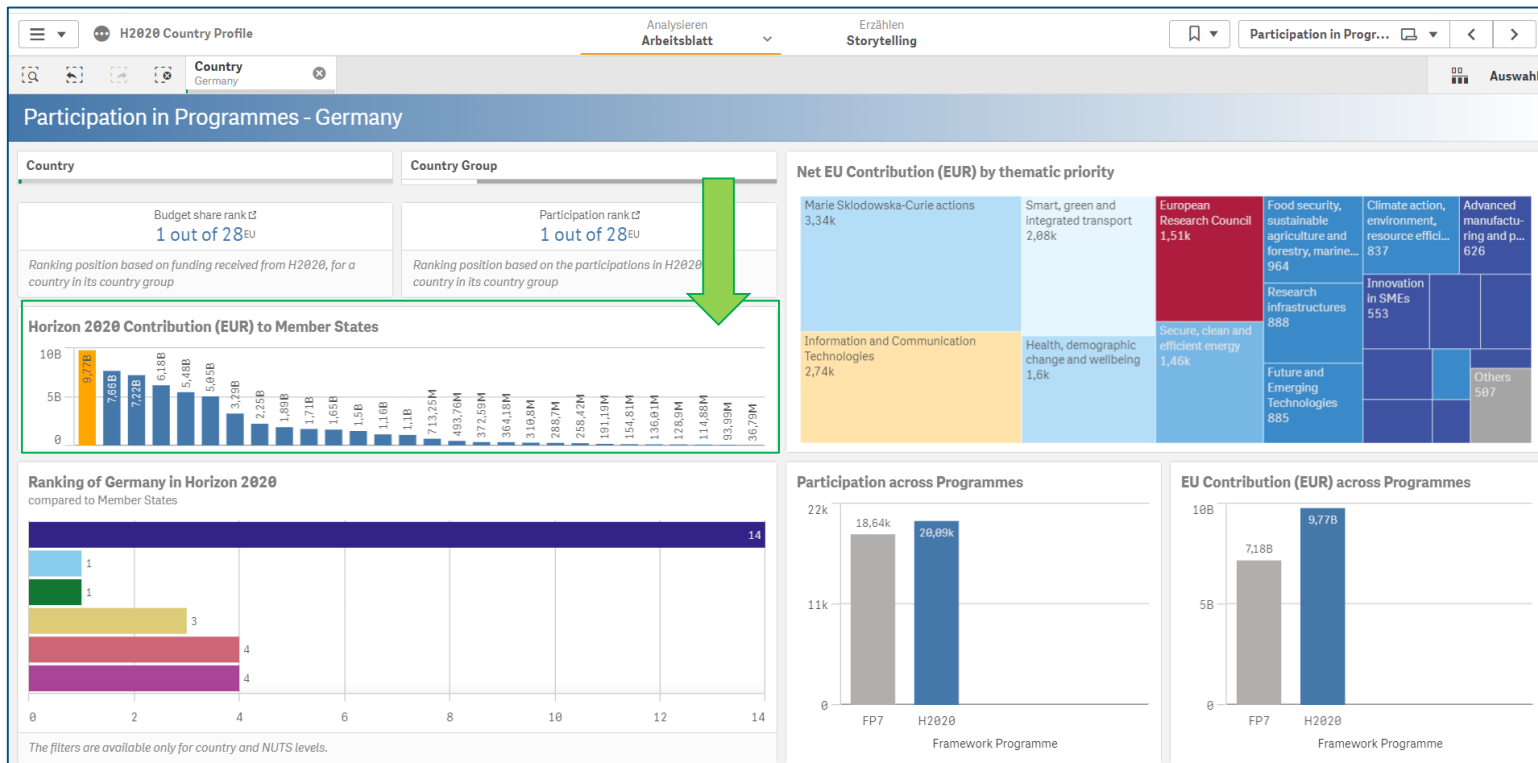


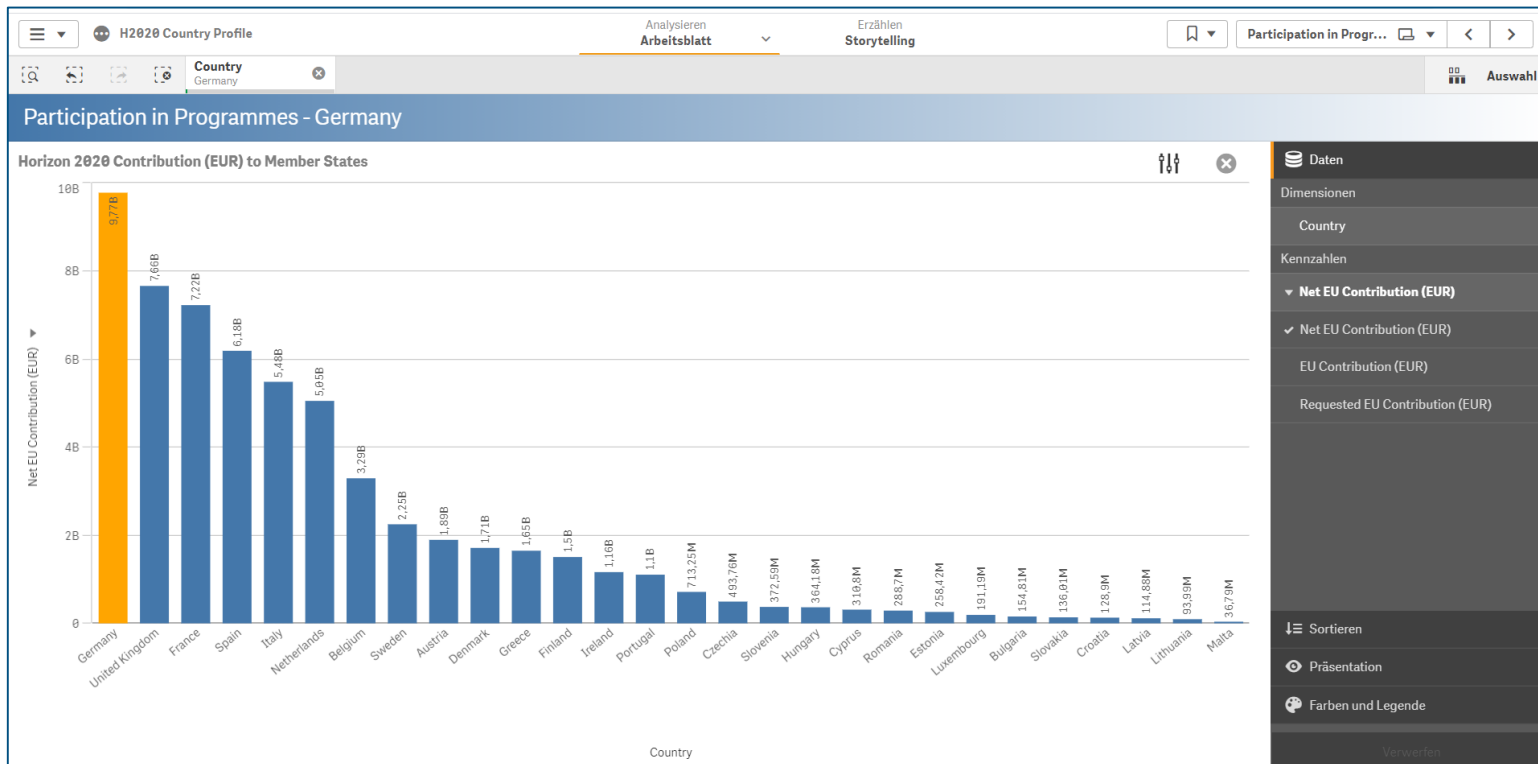


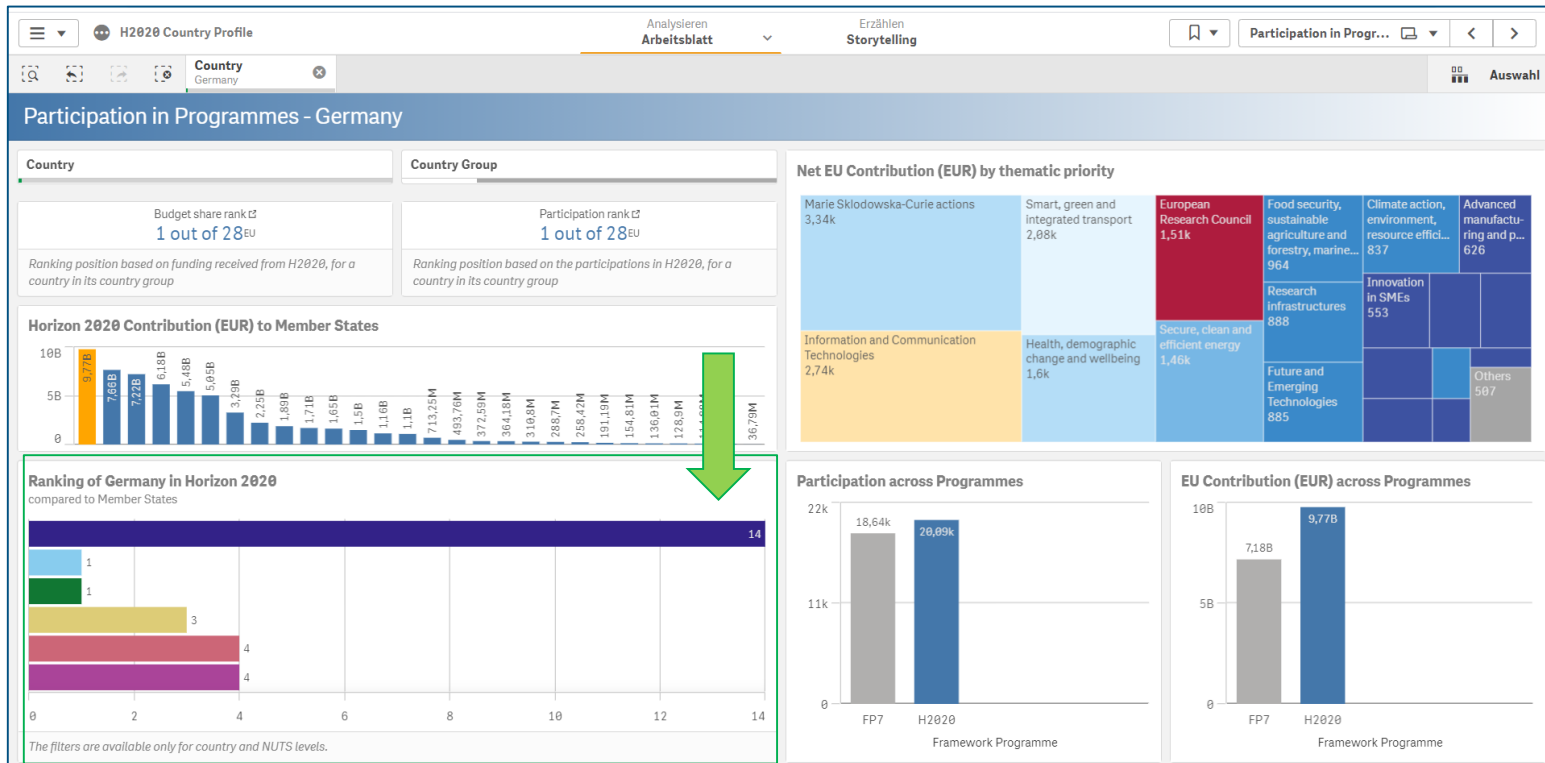


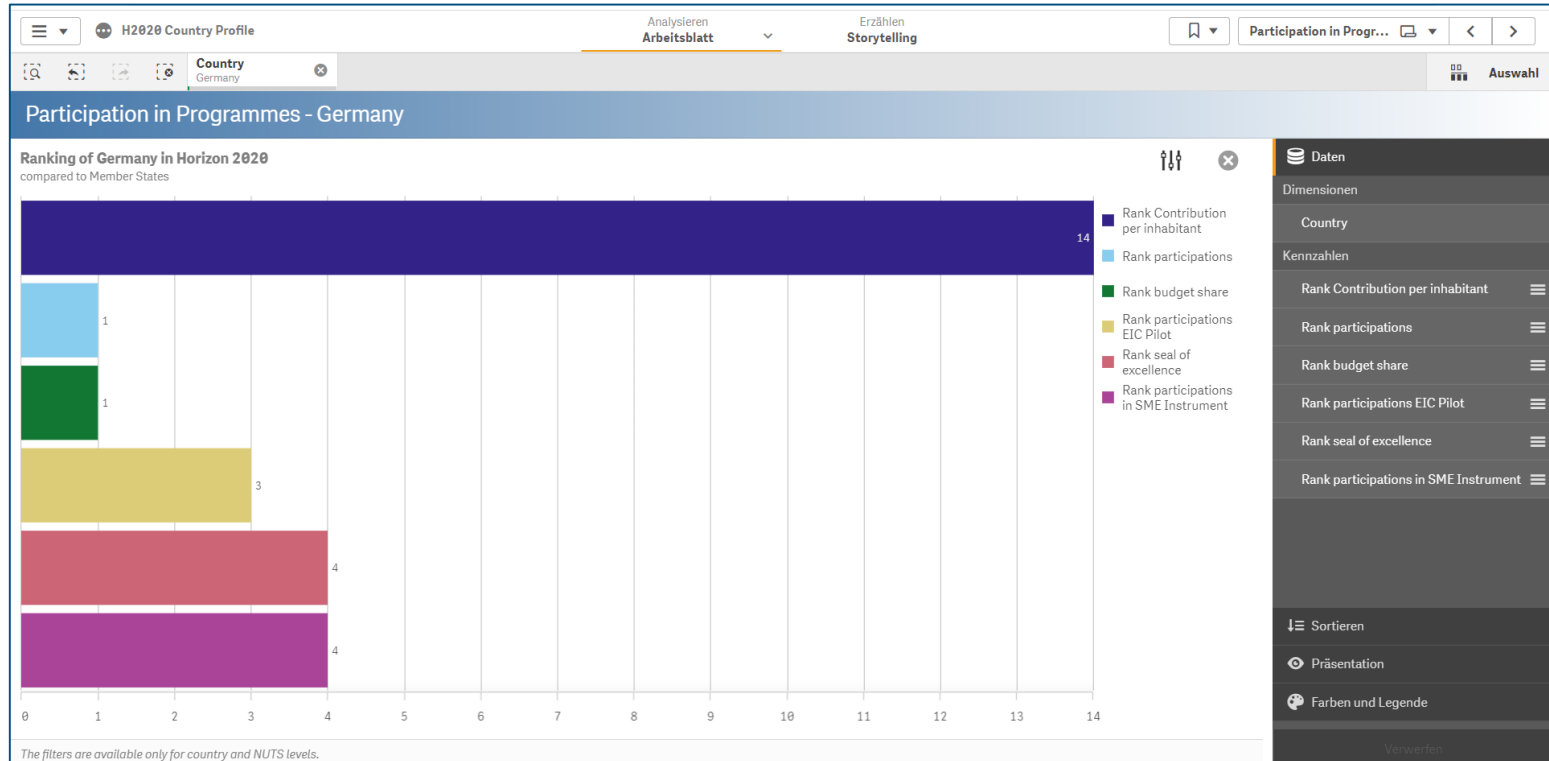


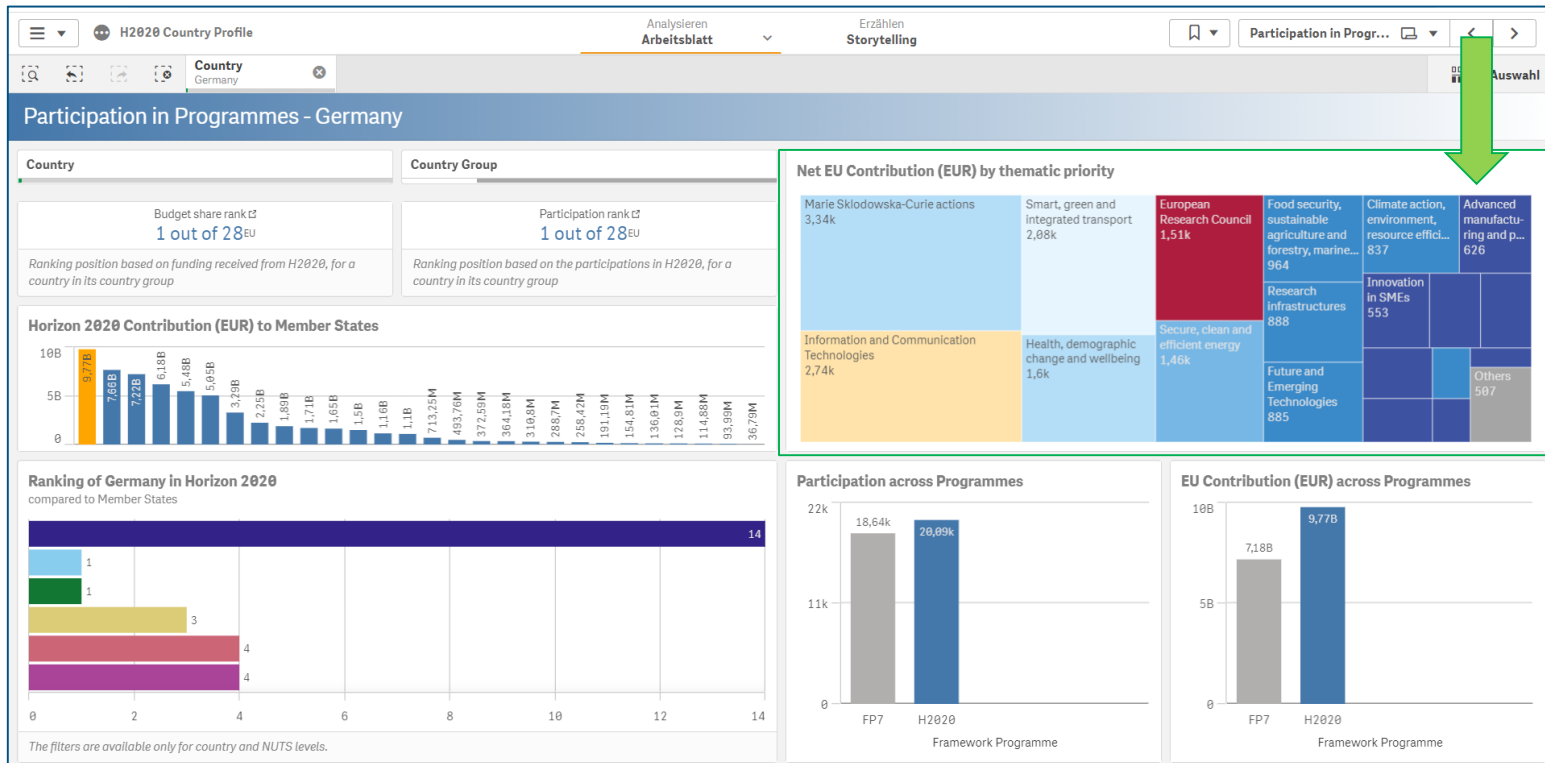


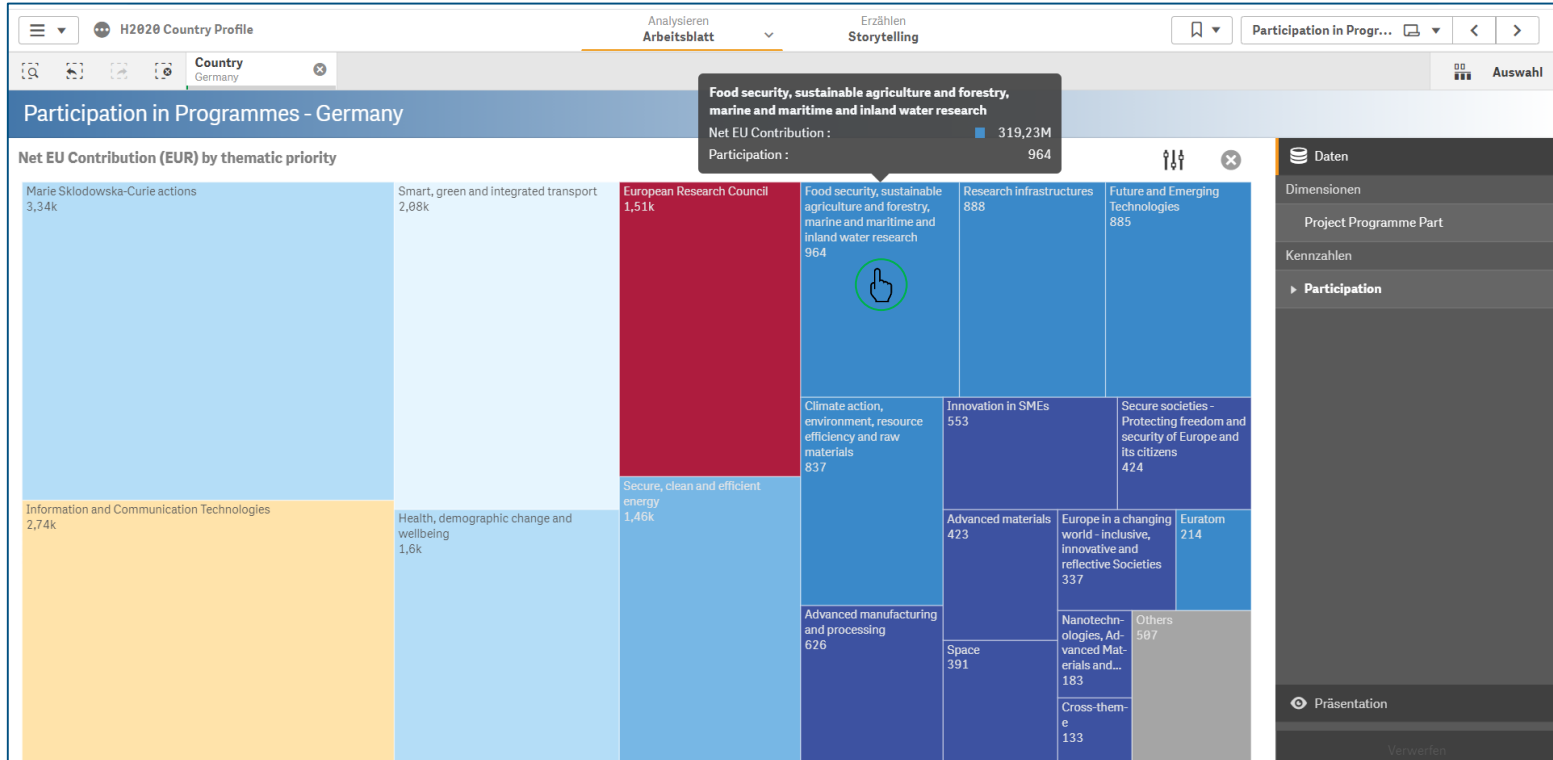


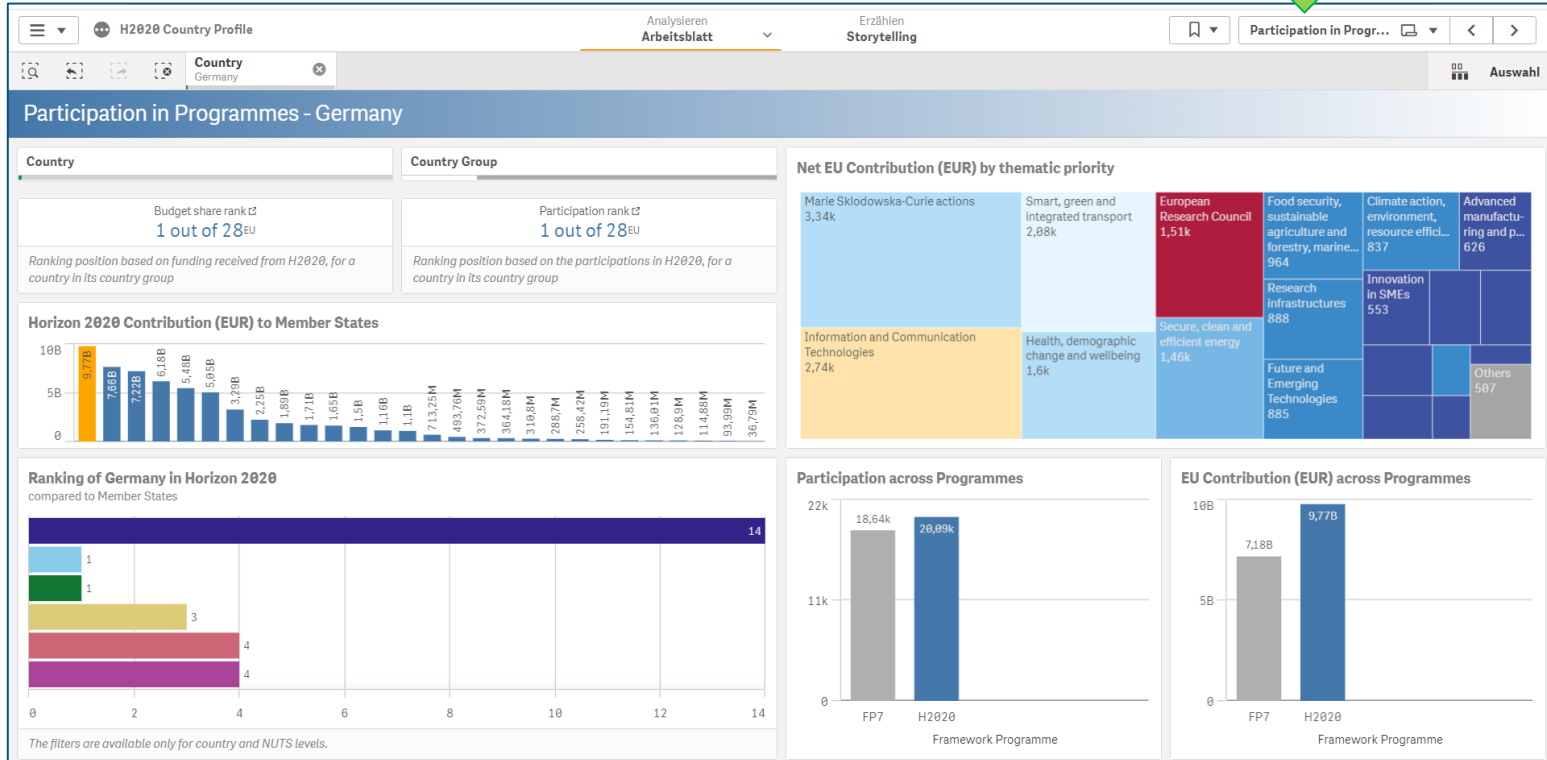
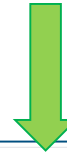


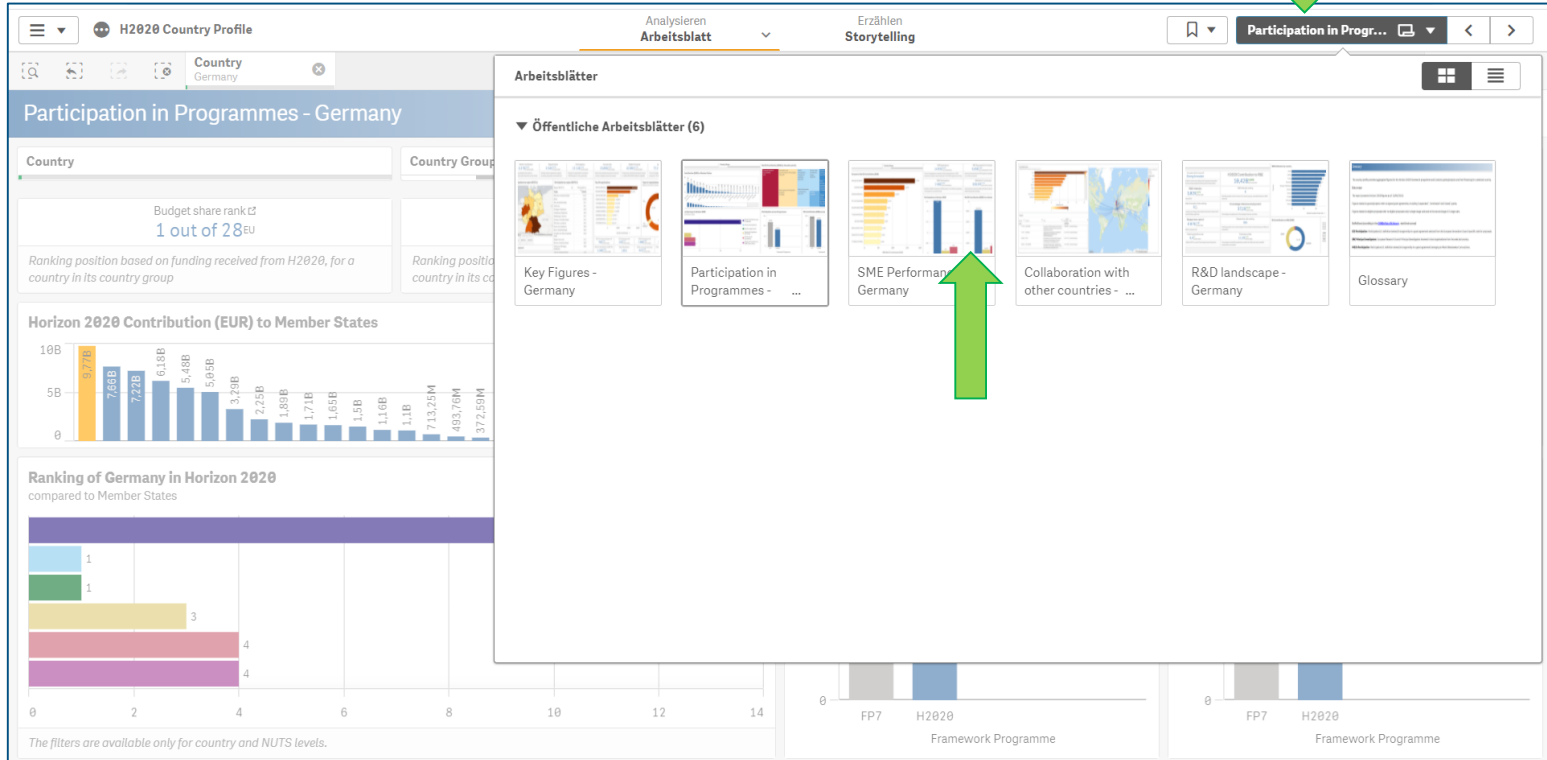
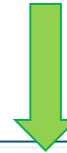


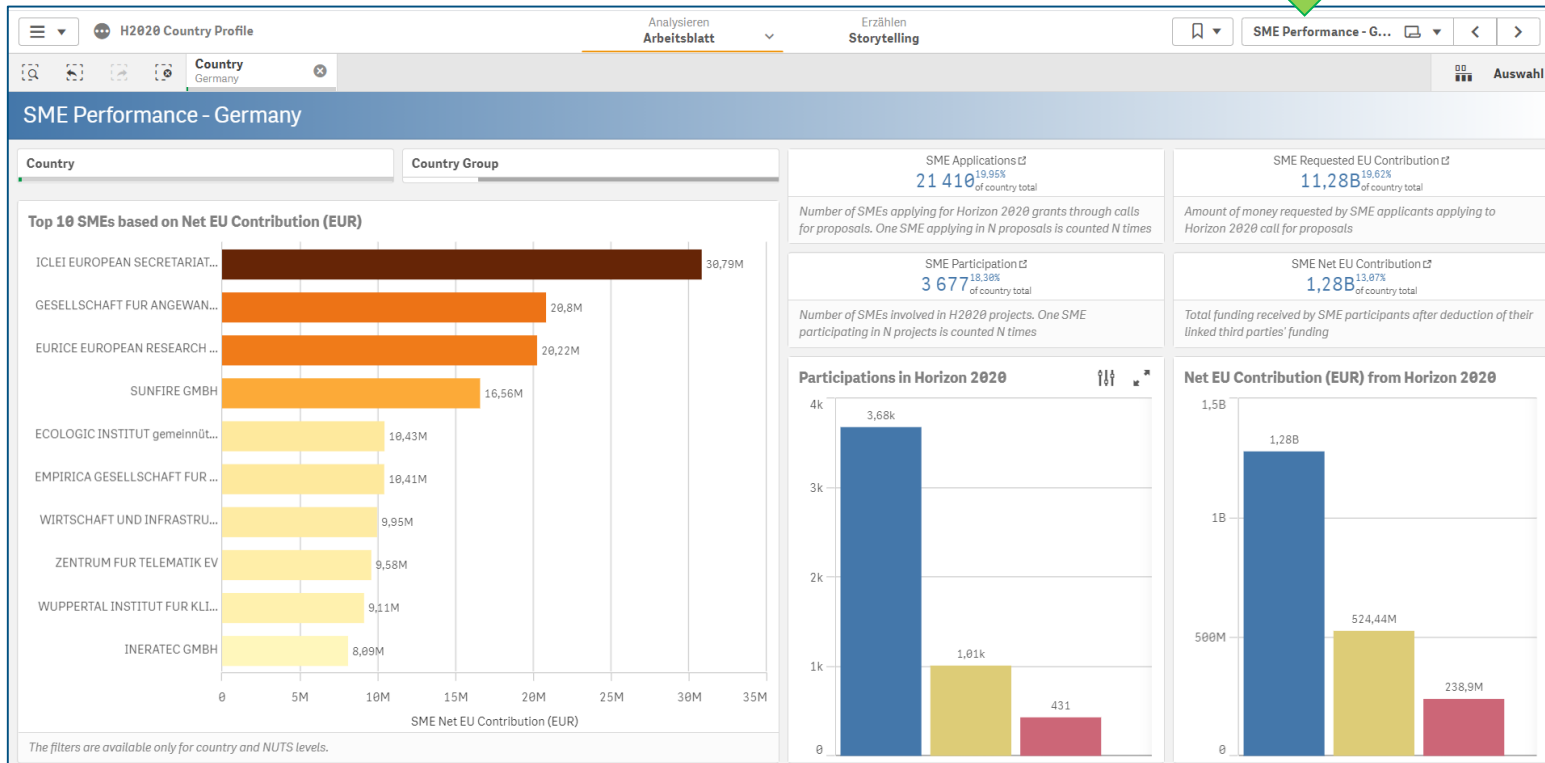
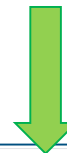


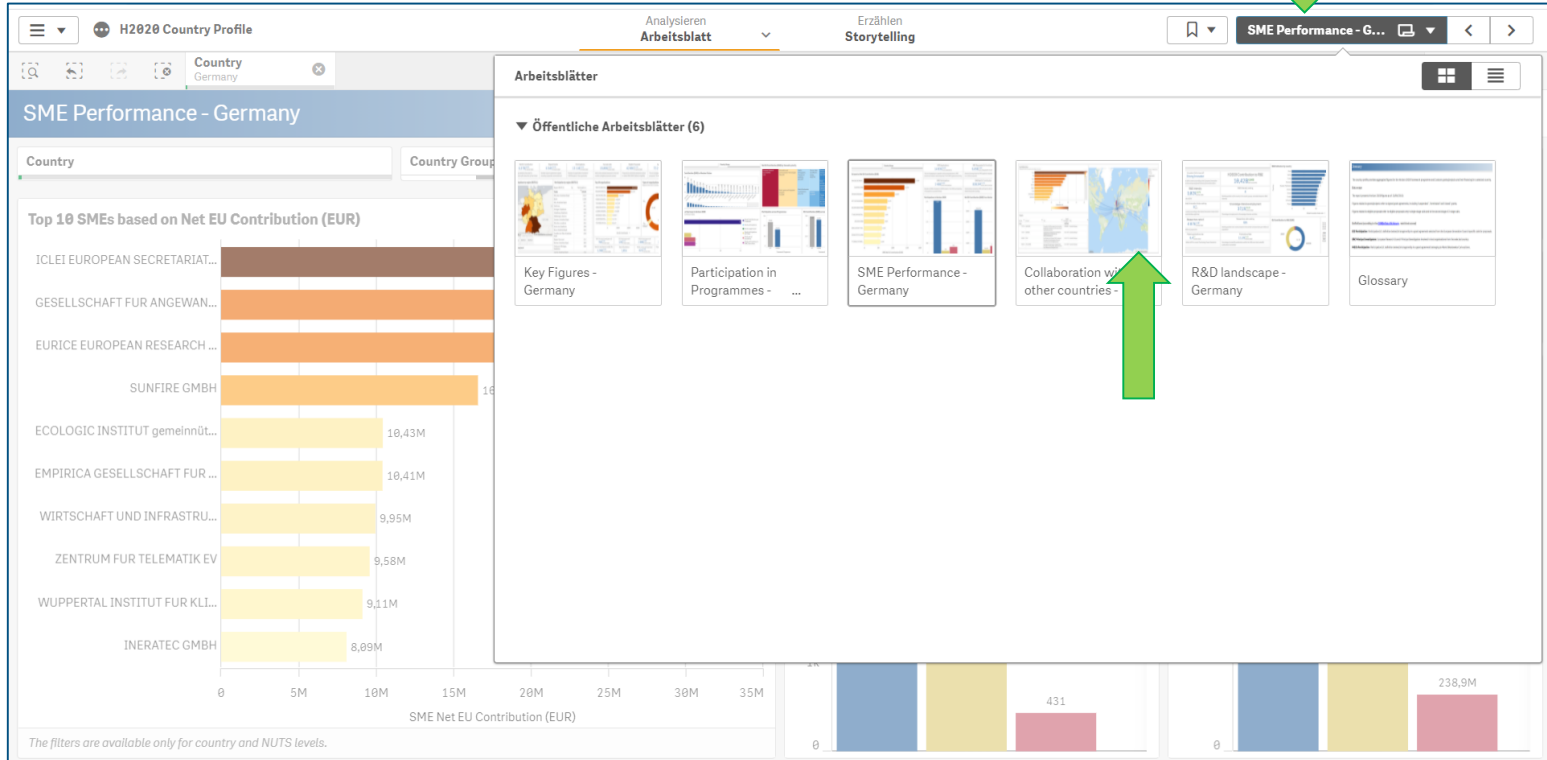
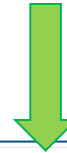


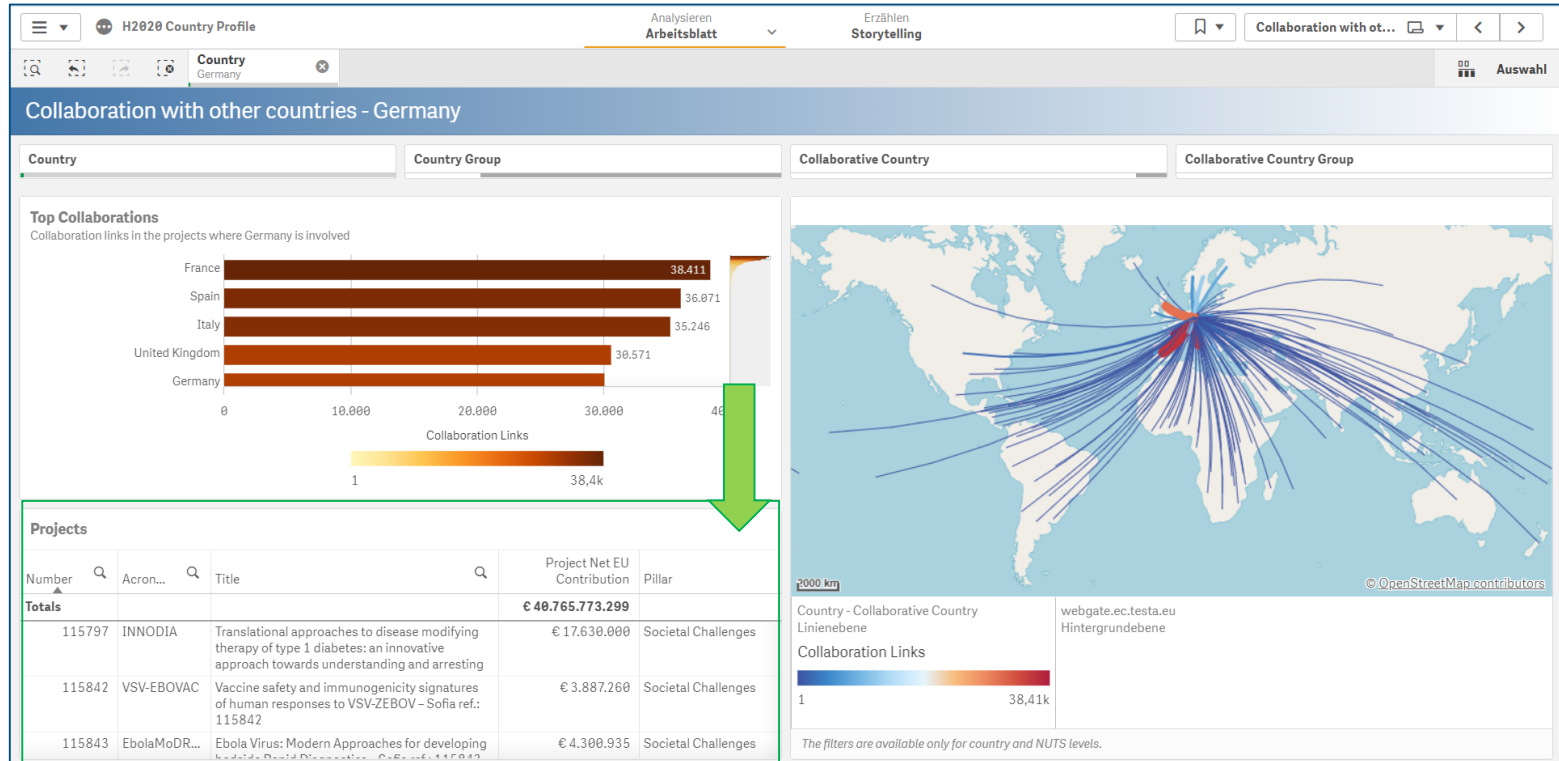














H2020 Country Profile

Analysieren Arbeitsblatt Erzählen Storytelling

Collaboration with other countries - Germany

Country Germany Thematic Priorit... Food security, sustain...

Auswahl

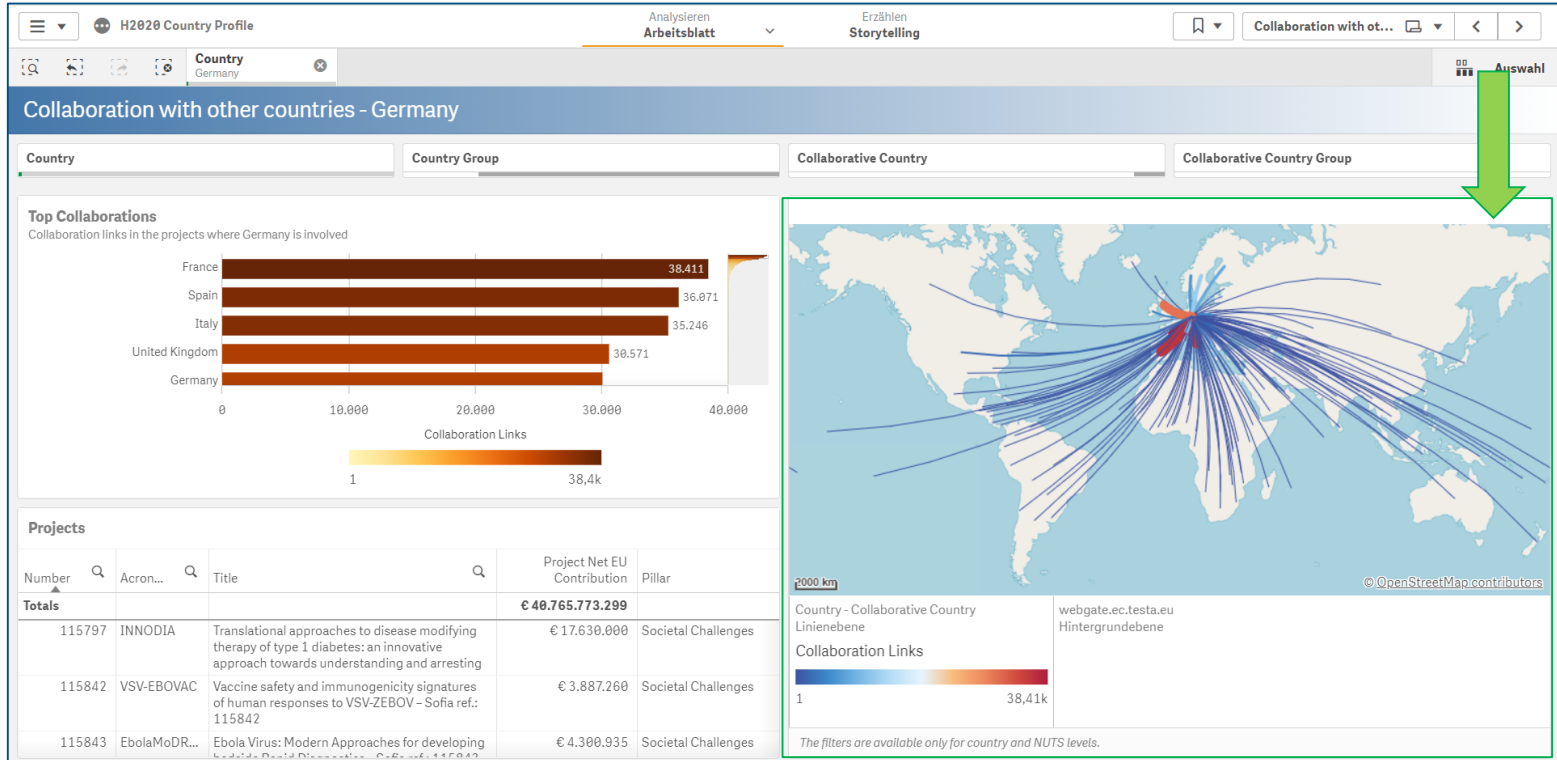
Projects

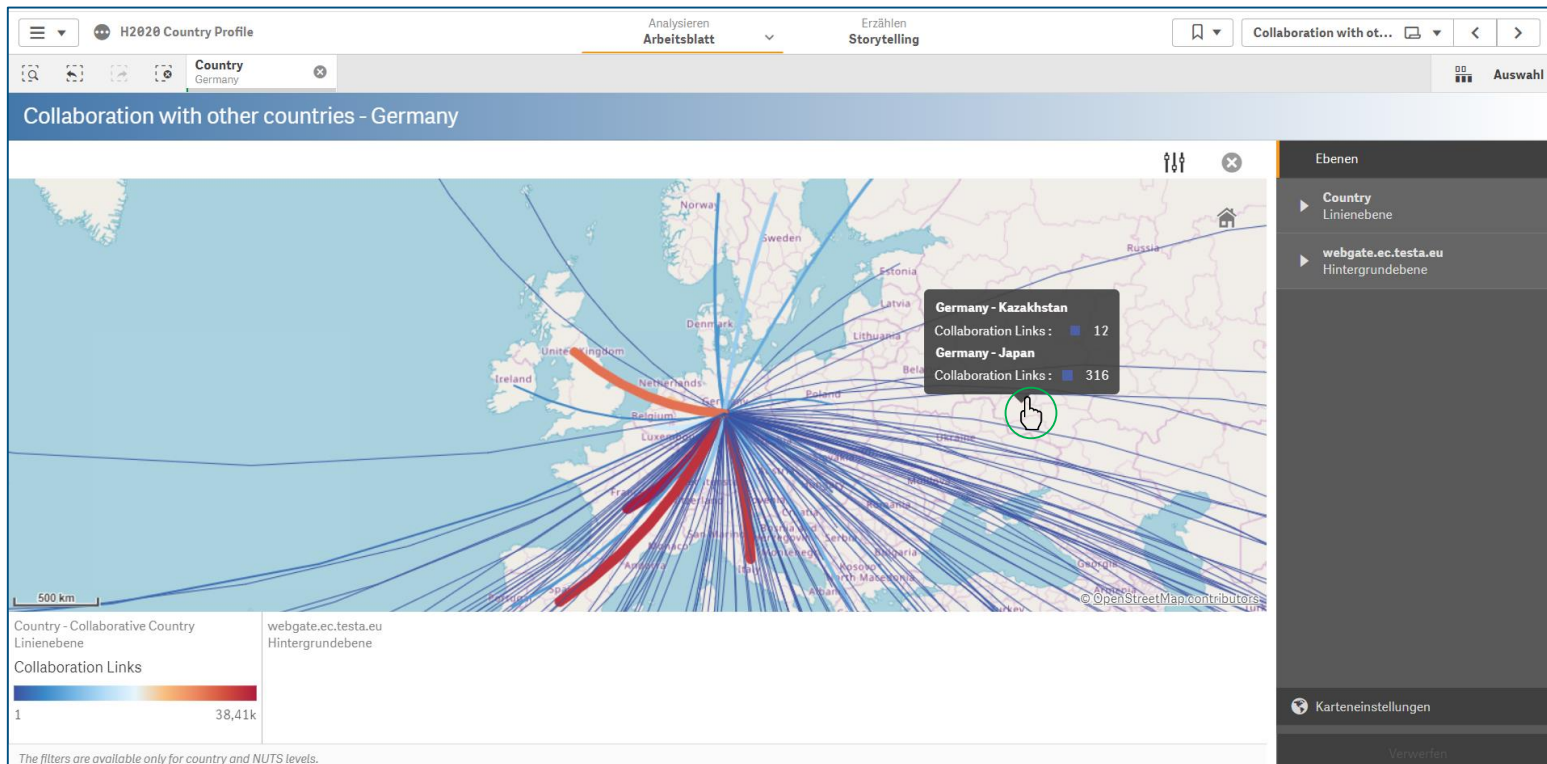
Number	Acron...	Title	Project Net EU Contribution	Pillar	Thematic Priority	Type of Action	CORDIS Link
Totals			€ 2.599.212.195				
633098	UToFIA	Underwater Time Of Flight Image Acquisition system	€ 5.716.971	Societal Challenges	Food security, sustainable agriculture and forestry, marine and maritime and inland water research	Research and Innovation action	CORDIS Link
633172	EuroMix	EuroMix	€ 7.999.097	Societal Challenges	Food security, sustainable agriculture and forestry, marine and maritime and inland water research	Research and Innovation action	CORDIS Link
633464	DIABOLO	Distributed, integrated and harmonised forest information for bioeconomy outlooks	€ 4.734.595	Societal Challenges	Food security, sustainable agriculture and forestry, marine and maritime and inland water research	Research and Innovation action	CORDIS Link
633476	AquaSpace	Ecosystem Approach to making Space for Aquaculture	€ 2.989.815	Societal Challenges	Food security, sustainable agriculture and forestry, marine and maritime and inland water research	Research and Innovation action	CORDIS Link
633692	SUSFANS	Metrics, Models and Foresight for European Sustainable Food and Nutrition Security	€ 4.999.993	Societal Challenges	Food security, sustainable agriculture and forestry, marine and maritime and inland water research	Research and Innovation action	CORDIS Link
633814	PEGASUS	Public Ecosystem Goods And Services from land management - Unlocking the Synergies	€ 2.977.525	Societal Challenges	Food security, sustainable agriculture and forestry, marine and maritime and inland water research	Research and Innovation action	CORDIS Link
633838	PROVIDE	PROVIDing smart DElivery of public goods by EU agriculture and forestry	€ 2.991.436	Societal Challenges	Food security, sustainable agriculture and forestry, marine and maritime and inland water research	Research and Innovation action	CORDIS Link
633945	FATIMA	FArming Tools for external nutrient Inputs and water MAnagement	€ 7.966.697	Societal Challenges	Food security, sustainable agriculture and forestry, marine and maritime and inland water research	Research and Innovation action	CORDIS Link
634361	nEUOSTR...	Novel biocontrol agents for insect pests from neuroendocrinology	€ 6.995.053	Societal Challenges	Food security, sustainable agriculture and forestry, marine and maritime and inland water research	Research and Innovation action	CORDIS Link
634429	ParaFishCo	Advanced Tools and Research Strategies for	€ 7.800.000	Societal Challenges	Food security, sustainable agriculture and forestry, marine and maritime and inland water research	Research and Innovation action	CORDIS Link

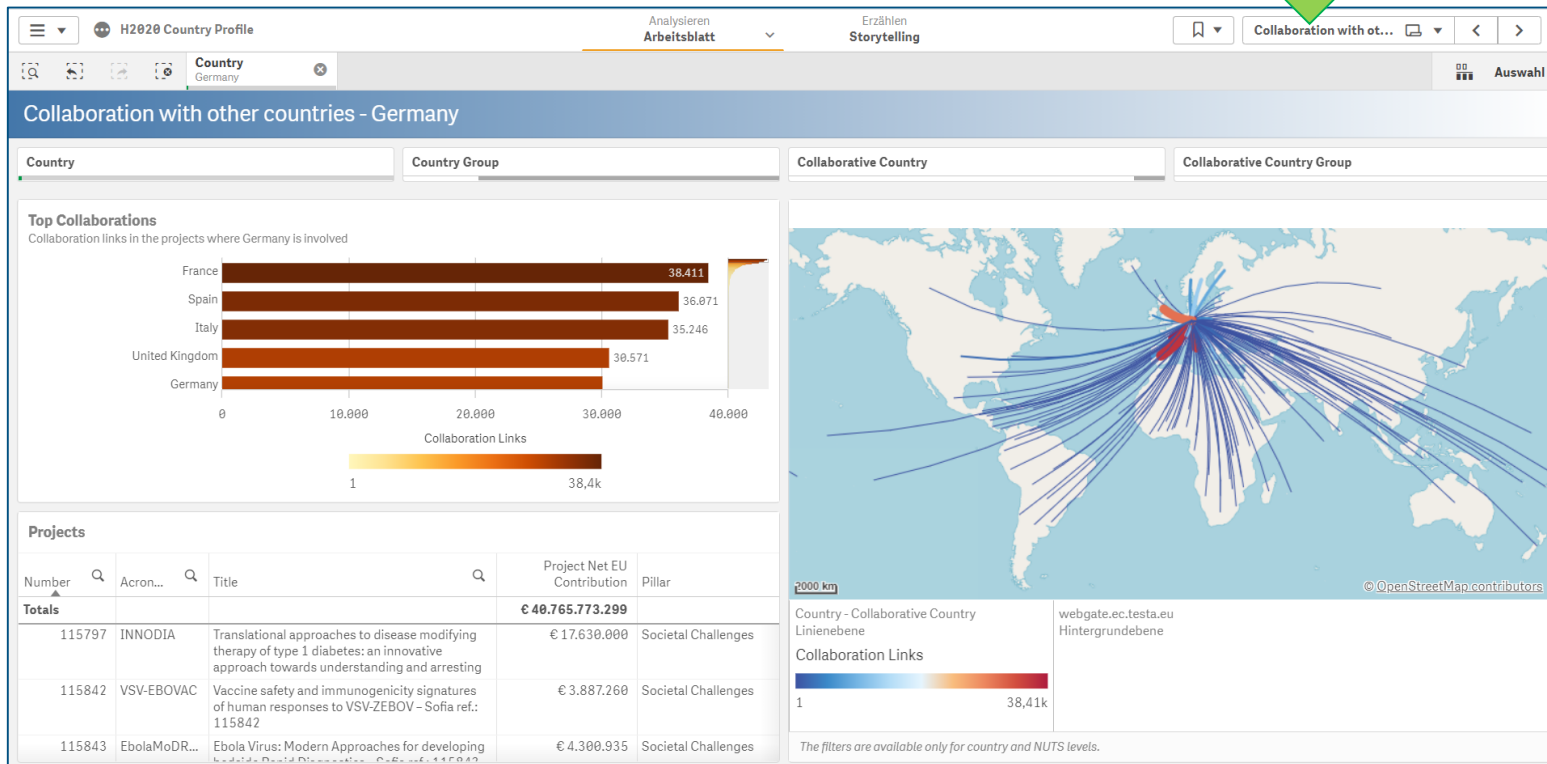
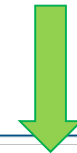


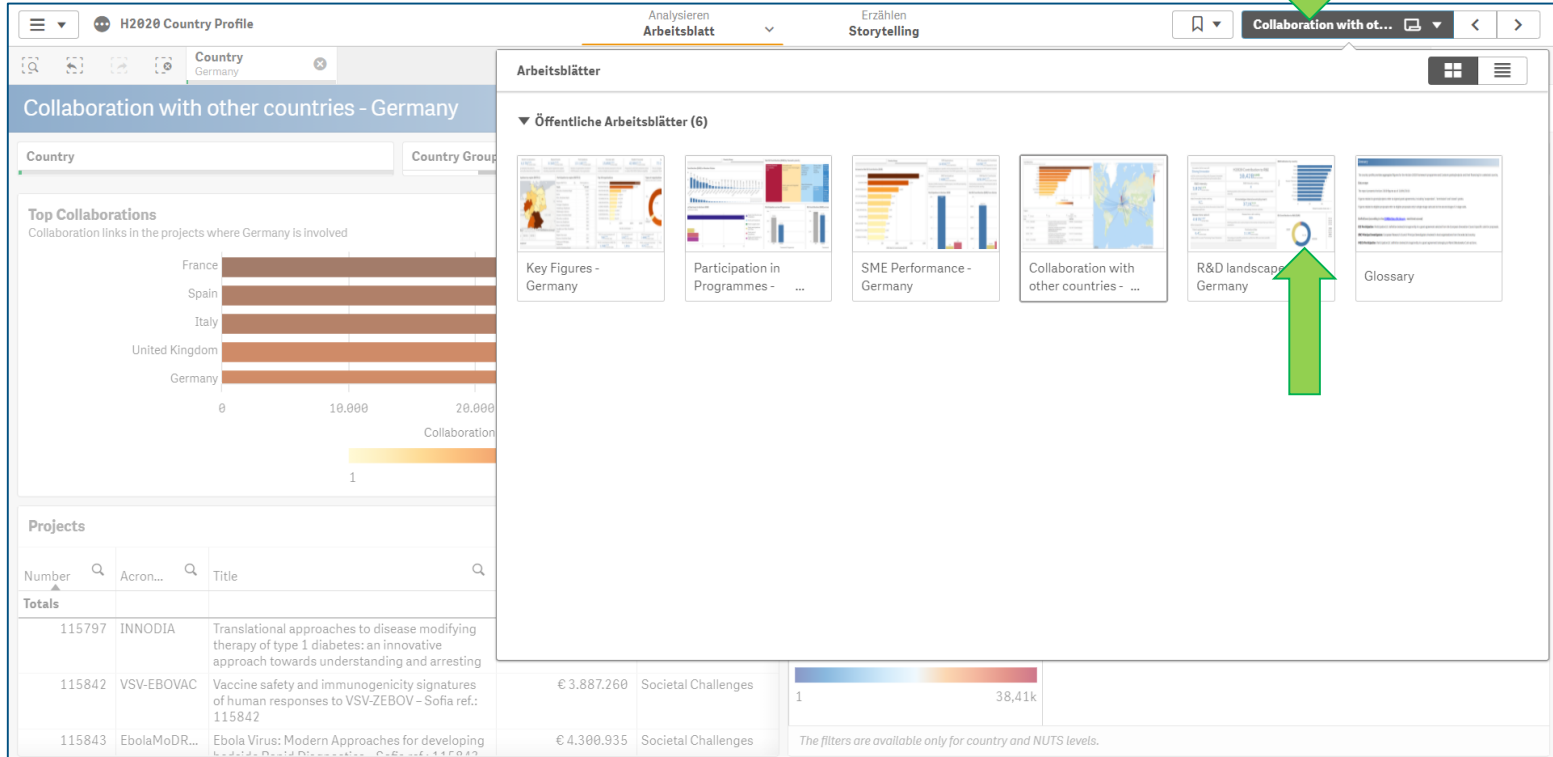
Search filter dropdown menu:


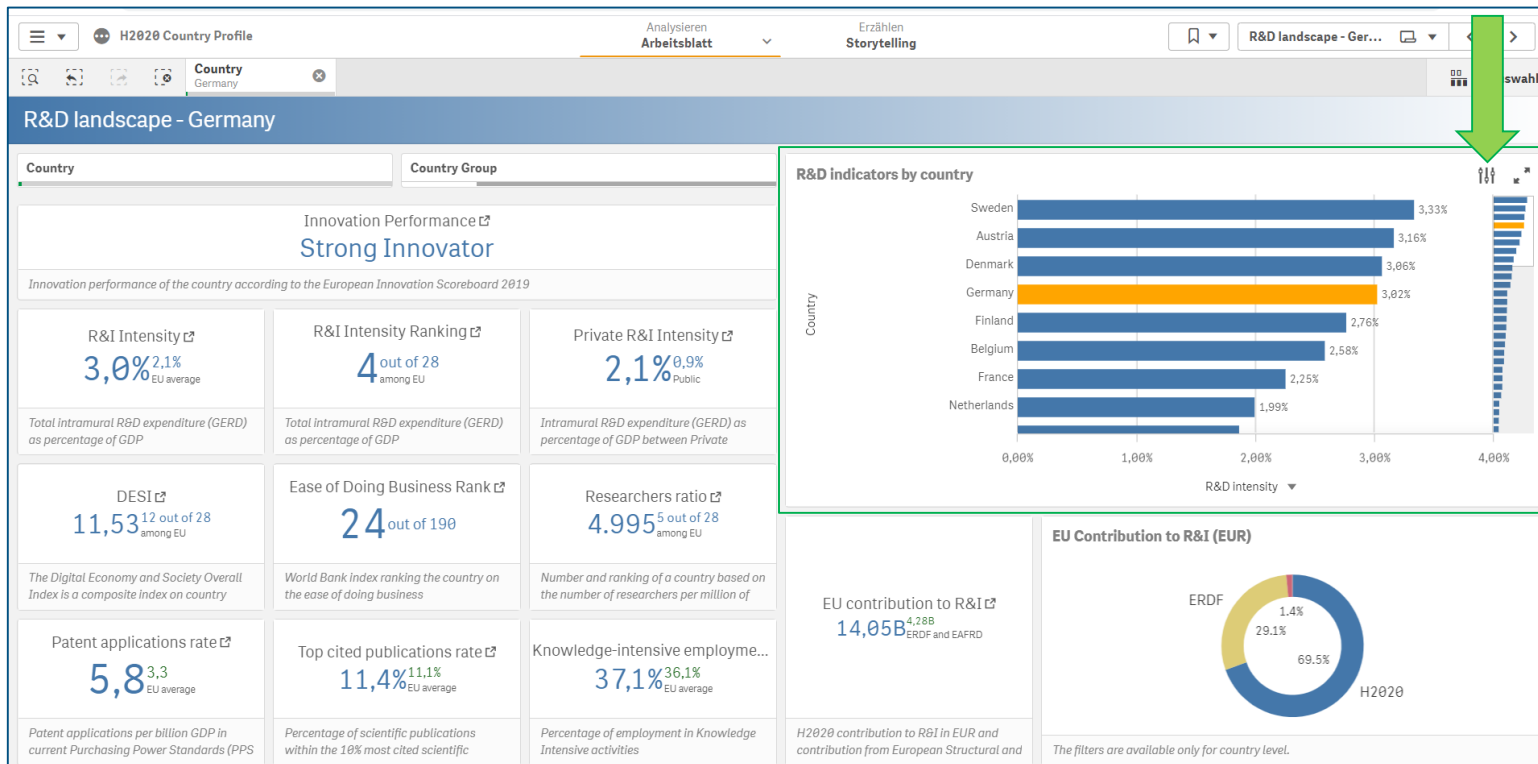
- Food
- Food security, sustainable agriculture ...

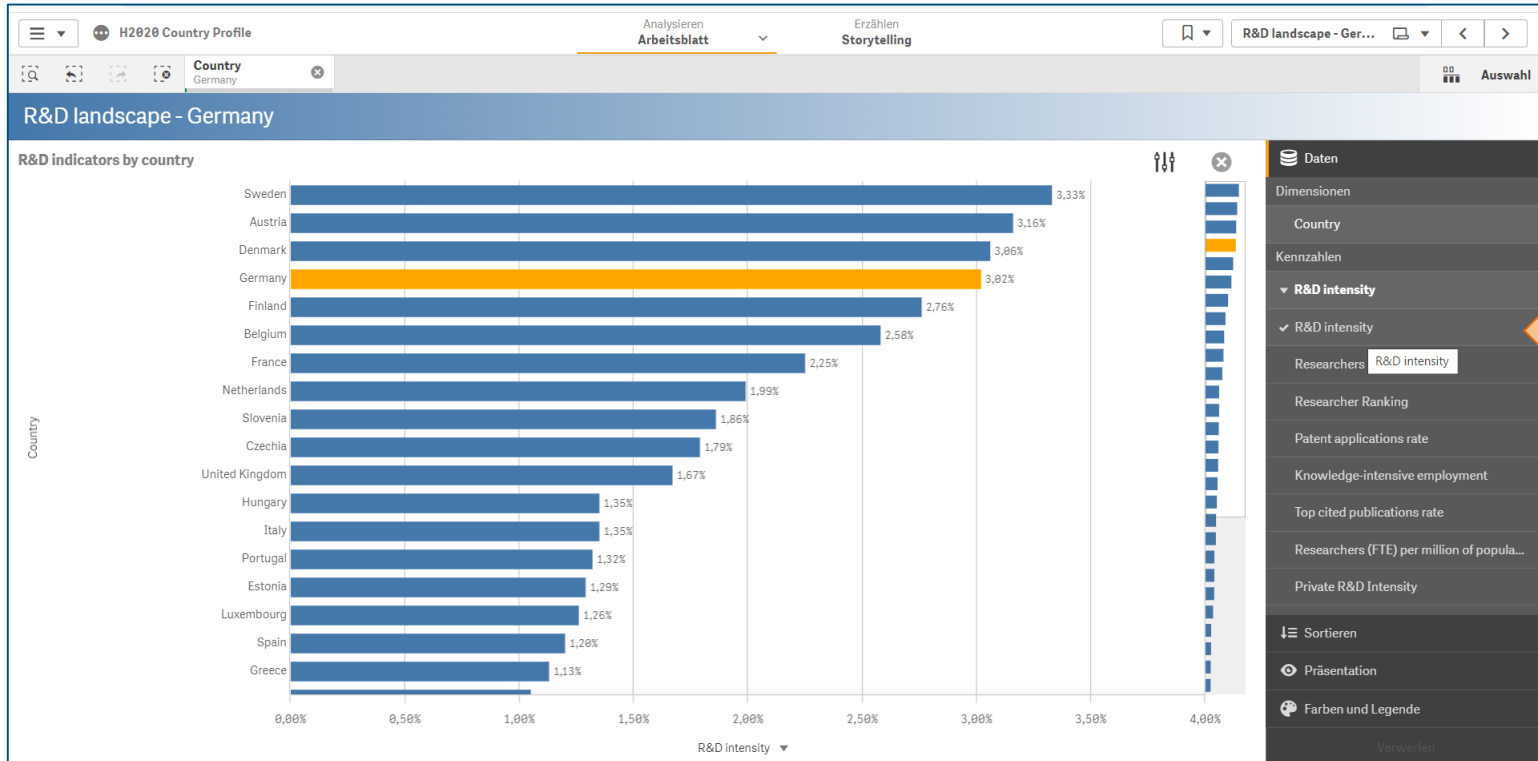














Datenbank 4: H2020 International Cooperation




The screenshot shows the Qlik Sense Enterprise interface. The main dashboard displays a grid of streams. A green arrow points to the 'H2020 International Cooperation' stream icon. A pop-up window titled 'H2020 International Cooperation' is open, showing the following details:

- Open** button
- 
- Data reloaded: Nov 16, 2021, 11:48 AM*
- Published: Aug 26, 2021, 5:18 PM*
- Created: Apr 27, 2021, 1:54 PM*
- Location: Everyone*
- Owner: ppcordaqservices (S-PPQ-LIK\ppcordaqservices)*







☰ H2020 International Cooperation Analysieren Arbeitsblatt Erzählen Storytelling

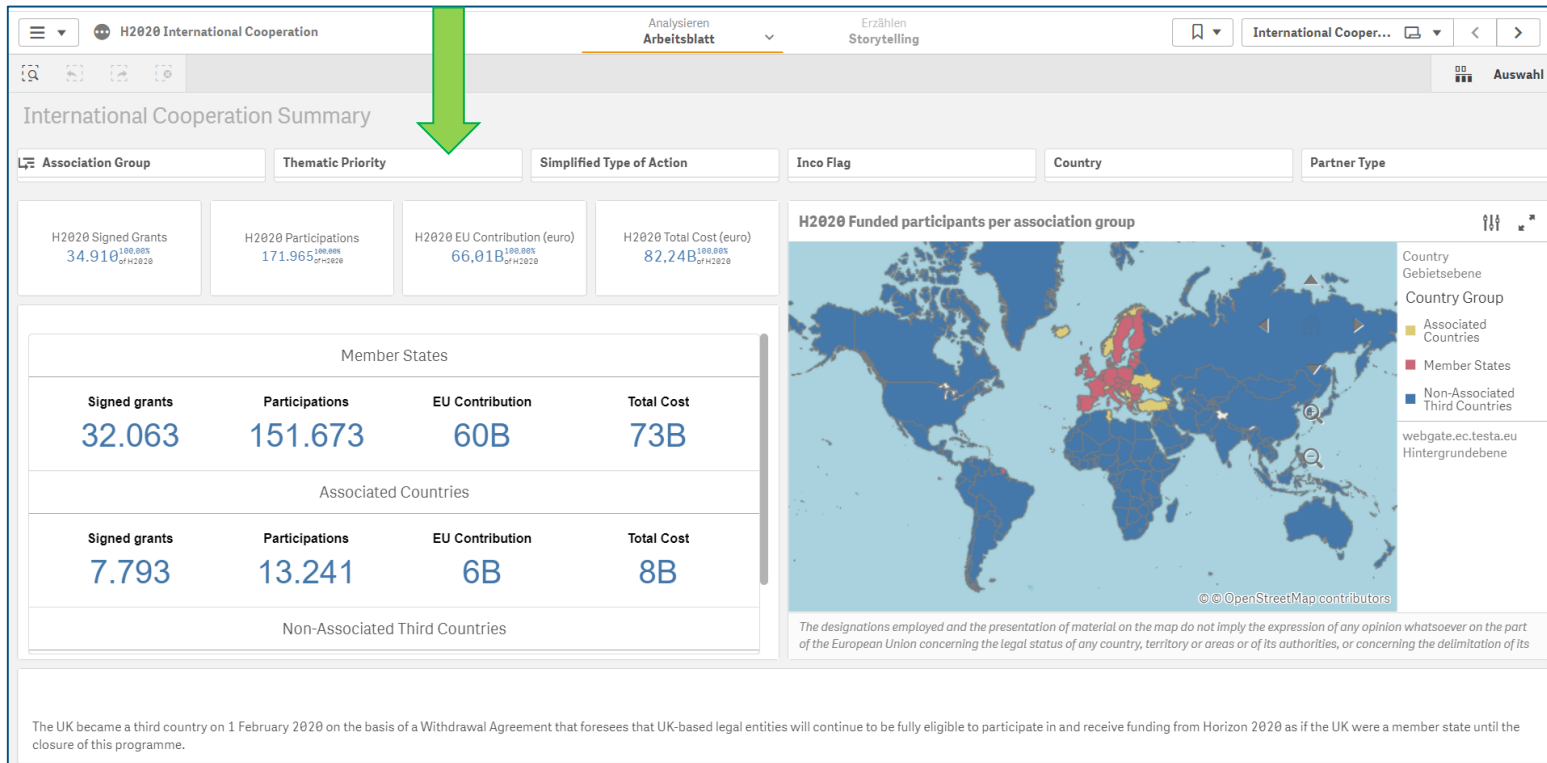
 **H2020 International Cooperation**
Zuletzt geladene Daten: 13. Juli 2021, 16:23
Veröffentlicht: 18. Mai 2021, 09:11
Veröffentlicht auf: Everyone

Arbeitsblätter | Lesezeichen | Storys

▼ Öffentliche Arbeitsblätter (4)

-  International Cooperation
-  International Cooperation ...
-  Non-Associated Third Country ...
-  Methodological Notes

- International Cooperation Summary
 - International Cooperation Details
 - Non-Associated Third Country Collaboration
 - Methodological Notes





H2020 International Cooperation

Analysieren Arbeitsblatt Erzählen Storytelling

International Cooper...

Thematic Priority FOOD-Food security,...

Auswahl

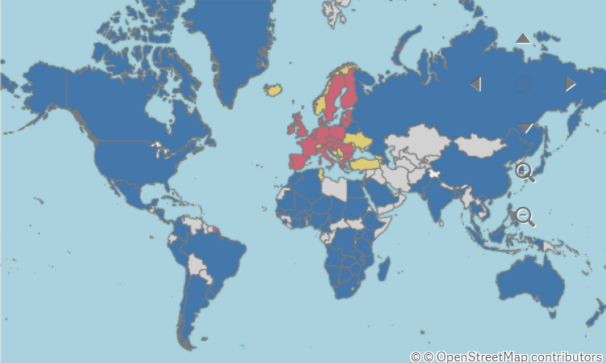
International Cooperation Summary

Association Group Thematic Priority Simplified Type of Action Inco Flag Country Partner Type

H2020 Signed Grants 913 2,62% of H2020

H2020 Total Cost (euro) 4,34B 5,28% of H2020

H2020 Funded participants per association group



The designations employed and the presentation of material on the map do not imply the expression of any opinion whatsoever on the part of the European Union concerning the legal status of any country, territory or areas or of its authorities, or concerning the delimitation of its

Signed grants	Participations	EU Contribution	Total Cost
868	10		4B
388	887	281M	387M

Non-Associated Third Countries

The UK became a third country on 1 February 2020 on the basis of a Withdrawal Agreement that foresees that UK-based legal entities will continue to be fully eligible to participate in and receive funding from Horizon 2020 as if the UK were a member state until the closure of this programme.



H2020 International Cooperation

Analysieren Arbeitsblätter Erzählen Storytelling

International Cooper... Auswahl

Thematic Priority: FOOD-Food security... Simplified Type of Action: 3 von 38

International Cooperation Summary

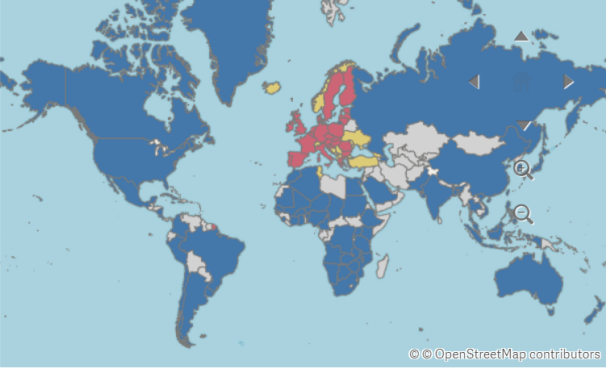
Association Group Thematic Priority Simplified Type of Action Inco Flag Country Partner Type

H2020 Signed Grants: **438** 1,25% of H2020

H2020 Participations: **8.975** 5,22% of H2020

H2020 EU Contribution: **2,85B** 4,32% of H2020

H2020 Funded participants per association group



Country Gebiete Ebene
Country Group
Associated Countries
Member States
Non-Associated Third Countries
webgate.ec.testa.eu
Hintergrundebene

© OpenStreetMap contributors

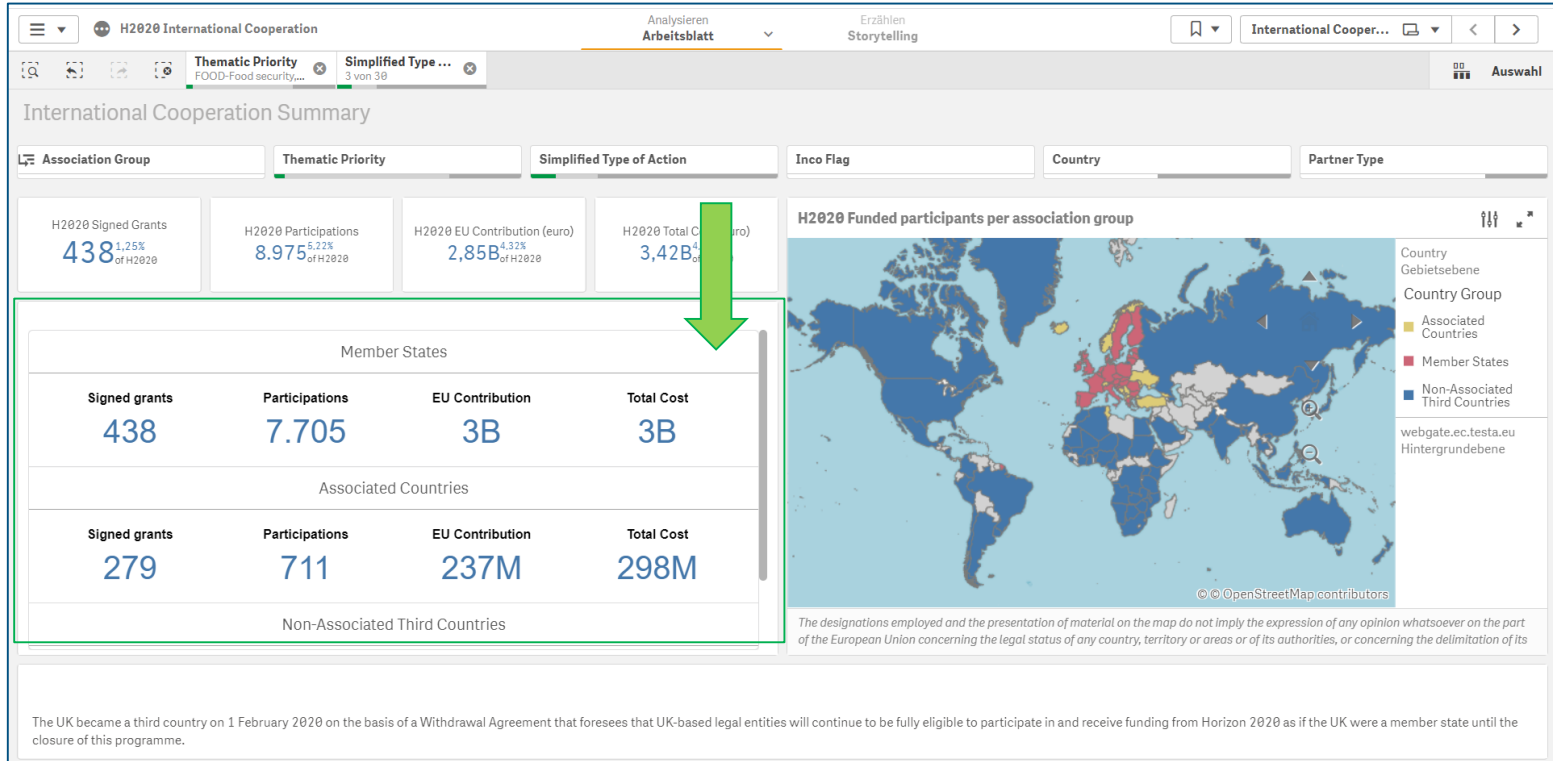
The designations employed and the presentation of material on the map do not imply the expression of any opinion whatsoever on the part of the European Union concerning the legal status of any country, territory or areas or of its authorities, or concerning the delimitation of its

Member States		
Signed grants	Participations	EU Contribution
438	7.705	3B

Associated Countries			
Signed grants	Participations	EU Contribution	Total Cost
279	711	237M	298M

Non-Associated Third Countries		

The UK became a third country on 1 February 2020 on the basis of a Withdrawal Agreement that foresees that UK-based legal entities will continue to be fully eligible to participate in and receive funding from Horizon 2020 as if the UK were a member state until the closure of this programme.





H2020 International Cooperation

Analysieren Arbeitsblatt Erzählen Storytelling

International Cooper...

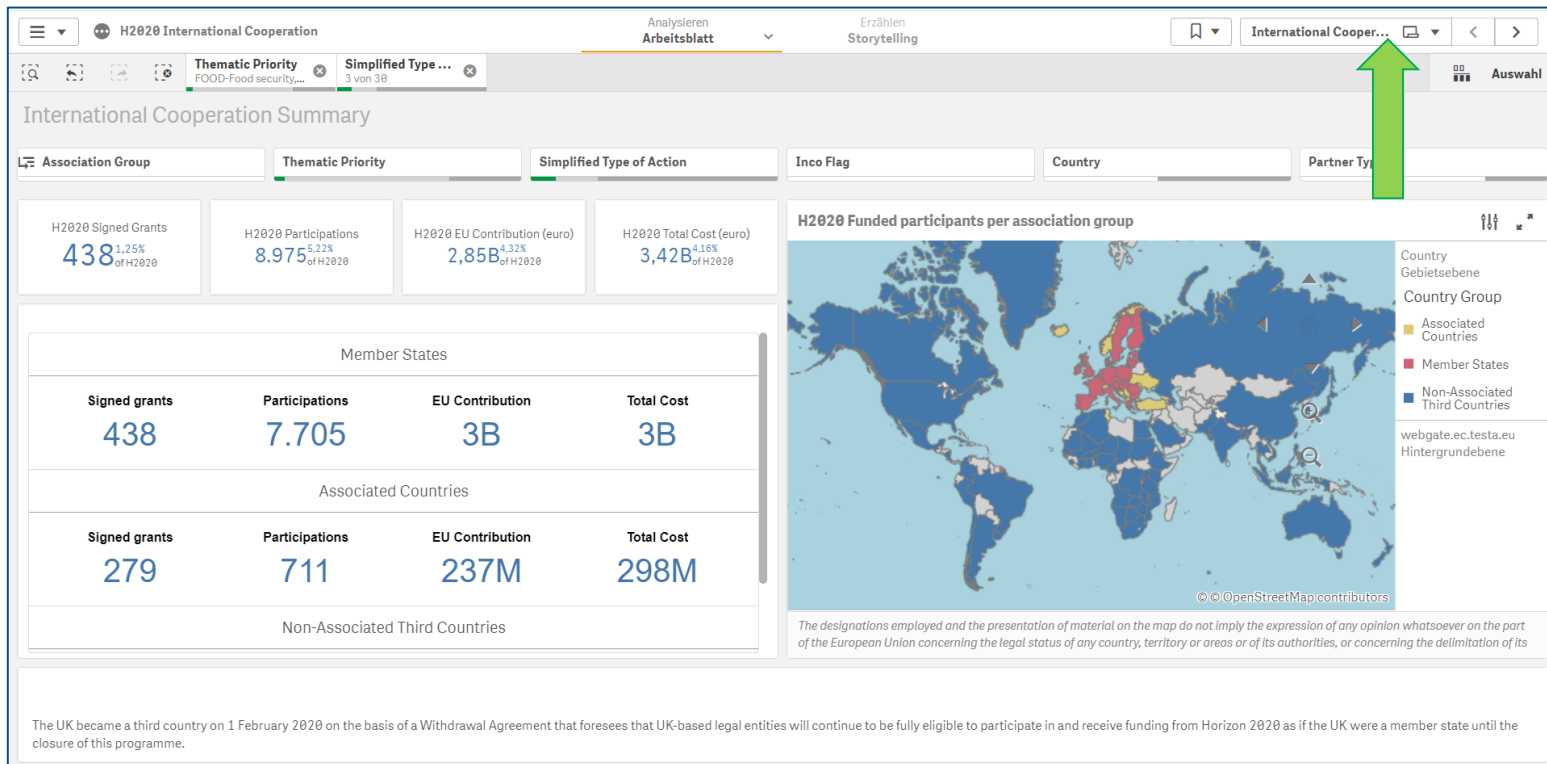
Thematic Priority FOOD-Food security... 3 von 39

Simplified Type ... 3 von 39

Auswahl

International Cooperation Summary

Member States			
Signed grants	Participations	EU Contribution	Total Cost
438	7.705	3B	3B
Associated Countries			
Signed grants	Participations	EU Contribution	Total Cost
279	711	237M	298M
Non-Associated Third Countries			
Signed grants	Participations	EU Contribution	Total Cost
133	559	72M	113M





H2020 International Cooperation

Analysieren Arbeitsblatt Erzählen Storytelling

International Cooperation Summary

Association Group Thematic Priority

H2020 Signed Grants 438 <small>1,25% of H2020</small>	H2020 Participations 8.975 <small>5,22% of H2020</small>	H2020 EU Contributions 2,85B
--	---	--

Member States

Signed grants 438	Participations 7.705	EU Contributions 3B
-----------------------------	--------------------------------	-------------------------------

Associated Countries

Signed grants 279	Participations 711	EU Contributions 237
-----------------------------	------------------------------	--------------------------------

Non-Associated Third Countries

Arbeitsblätter

Öffentliche Arbeitsblätter (4)

- International Cooperation Summary**
Veröffentlicht: 27. Apr. 2021, 13:54
Veröffentlicht von: ppcordaasservices (S-PPQ-LIK)
- International Cooperation Details**
Veröffentlicht: 27. Apr. 2021, 13:54
Veröffentlicht von: ppcordaasservices (S-PPQ-LIK)
- Non-Associated Third Country Collaboration**
Veröffentlicht: 27. Apr. 2021, 13:54
Veröffentlicht von: ppcordaasservices (S-PPQ-LIK)
- Methodological Notes**
Veröffentlicht: 27. Apr. 2021, 13:54
Veröffentlicht von: ppcordaasservices (S-PPQ-LIK)

The UK became a third country on 1 February 2020 on the basis of a Withdrawal Agreement that foresees that UK-based legal entities will continue to be fully eligible to participate in and receive funding from Horizon 2020 as if the UK were a member state until the closure of this programme.







H2020 International Cooperation

Analysieren Arbeitsblatt Erzählen Storytelling

International Cooper...

Thematic Priority FOOD-Food security...

Auswahl

International Cooperation Details

Top Participants

Associated and Non-Associated Third Countries

Associated and Non-Associated	Legal Name	Country	Participations	EU Contribution (euro)	Own contribution (euro)
Totals			1.547	361.146.890	€ 158.171.661
Associated Countries	FORSCHUNGSINSTITUT FÜR BIOLOGISCHEN LANDBAU STIFTUNG	Switzerland	31	10.028.371	€ 5.905.349
Associated Countries	EIDGENÖSSISCHES DEPARTEMENT FÜR WIRTSCHAFT, BILDUNG UND	Switzerland	26	8.816.893	€ 6.884.511
Associated Countries	NIBIO - NORSK INSTITUTT FOR BIOÖKONOMI	Norway	24	10.254.067	€ 702.338
Associated Countries	NOFIMA AS	Norway	17	10.051.543	€ 297.001
Associated Countries	NORGES FORSKNINGSRAD	Norway	16	9.614.018	€ 19.099.976
Associated Countries	MINISTRY OF AGRICULTURE AND FORESTRY	Turkey	16	3.715.001	€ 4.095.736
Associated Countries	EIDGENÖSSISCHE TECHNISCHE HOCHSCHULE ZÜRICH	Switzerland	15	4.699.328	€ 1.297.913
Associated Countries	MATIS OHF	Iceland	14	8.536.383	€ 503
Associated Countries	HAVFORSKNINGSINSTITUTTET	Norway	14	5.545.493	€ 36.388
Associated Countries	UNIVERSITÄT BERN	Switzerland	13	3.240.509	€ 1.664.298
Associated Countries	TURKIYE BİLİMSEL VE TEKNOLOJİK ARASTIRMA	Turkey	13	2.286.802	€ 3.673.290





H2020 International Cooperation

Analysieren Arbeitsblatt Erzählen Storytelling

International Cooperation Summary

Association Group Thematic Priority

H2020 Signed Grants	H2020 Participations	H2020 EU Contributions
913 <small>2,62% of H2020</small>	11.723 <small>5,82% of H2020</small>	3,41B

Member States

Signed grants	Participations	EU Contributions
868	10.176	3B

Associated Countries

Signed grants	Participations	EU Contributions
388	887	281


Non-Associated Third Countries

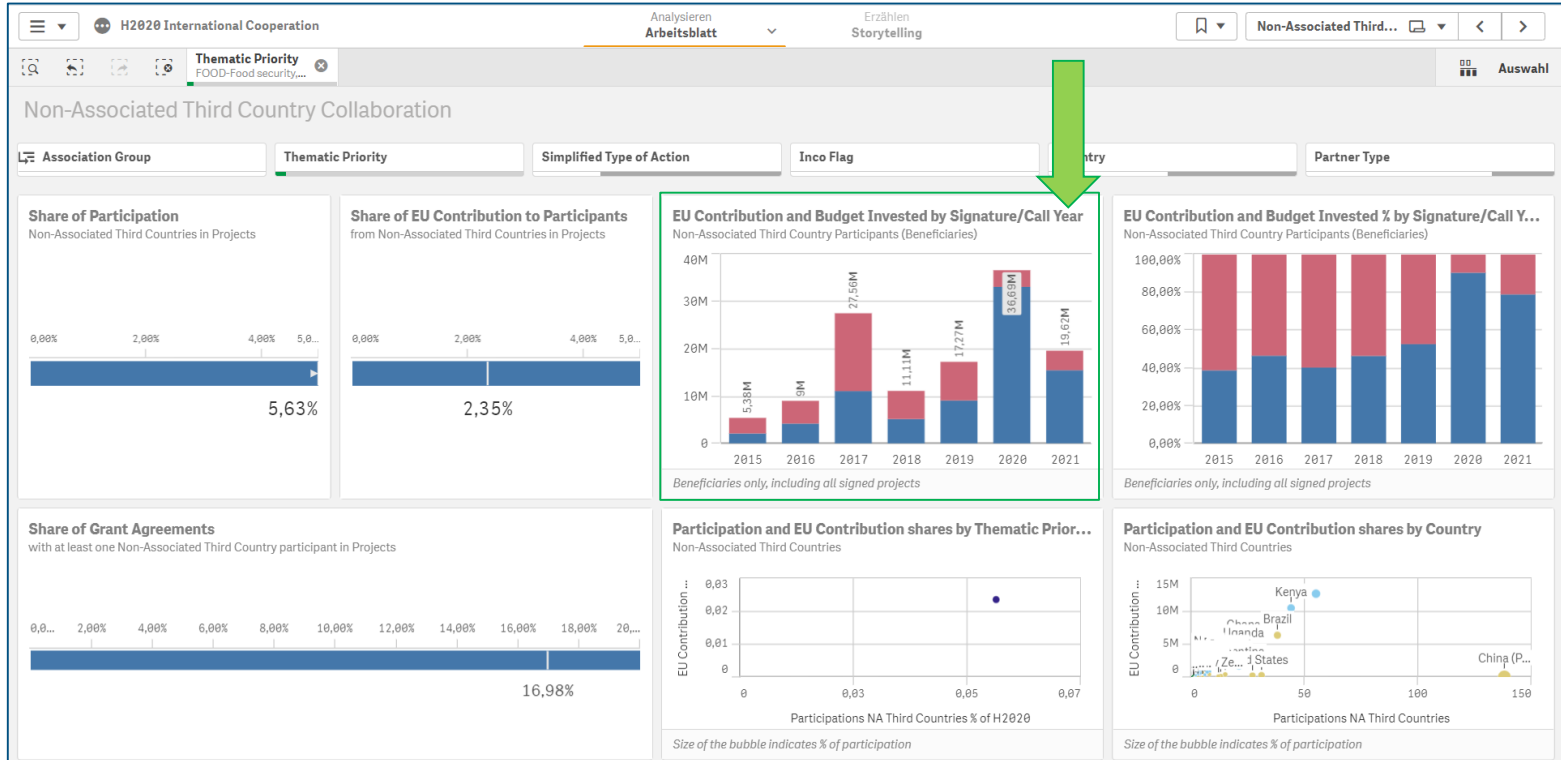
Arbeitsblätter

Öffentliche Arbeitsblätter (4)

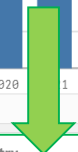
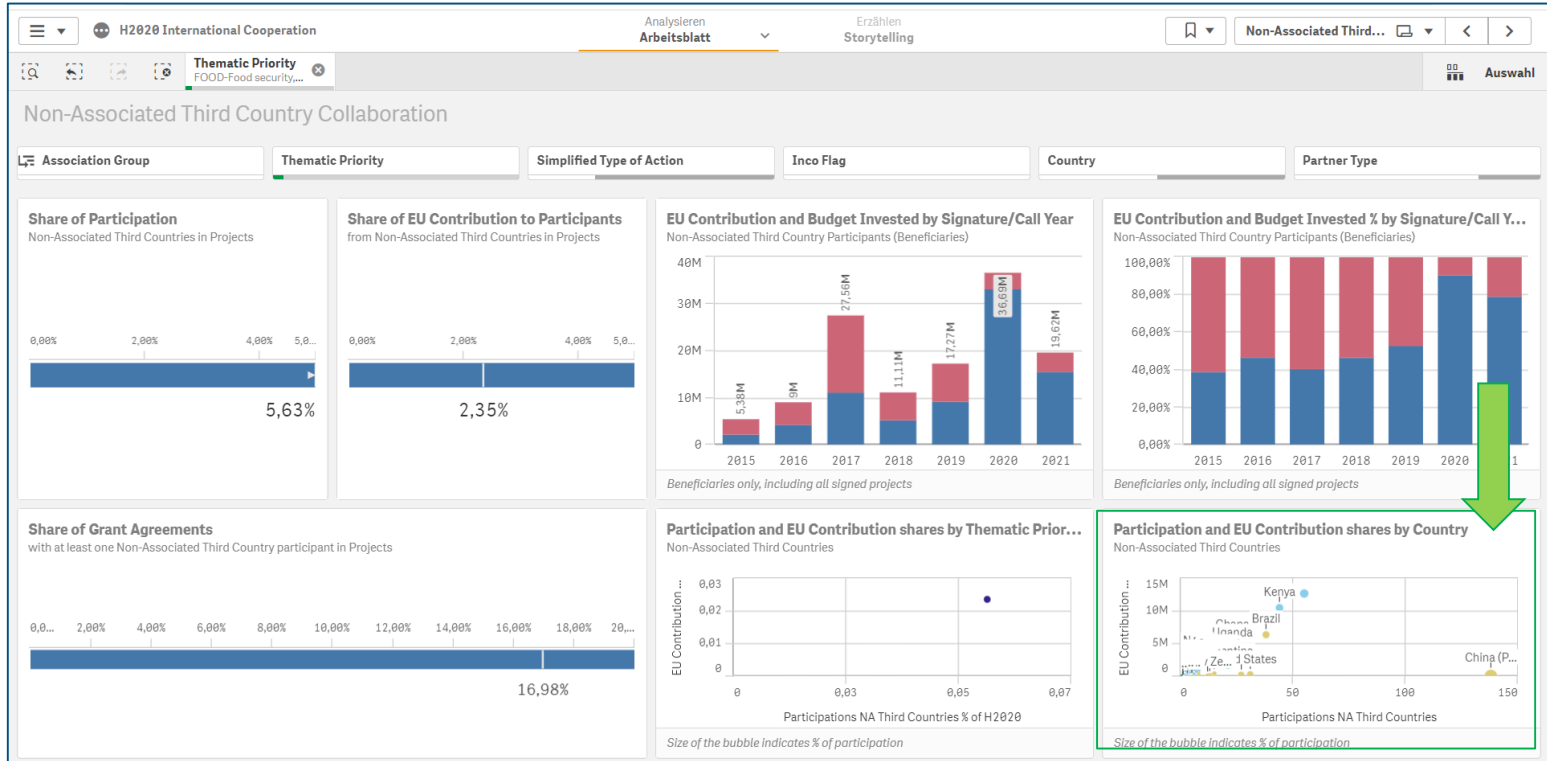
- International Cooperation Summary**
Veröffentlicht: 27. Apr. 2021, 13:54
Veröffentlicht von: ppcordaaservices (S-PPQ-LIK)
- International Cooperation Details**
Veröffentlicht: 27. Apr. 2021, 13:54
Veröffentlicht von: ppcordaaservices (S-PPQ-LIK)
- Non-Associated Third Country Collaboration**
Veröffentlicht: 27. Apr. 2021, 13:54
Veröffentlicht von: ppcordaaservices (S-PPQ-LIK)
- Methodological Notes**
Veröffentlicht: 27. Apr. 2021, 13:54
Veröffentlicht von: ppcordaaservices (S-PPQ-LIK)

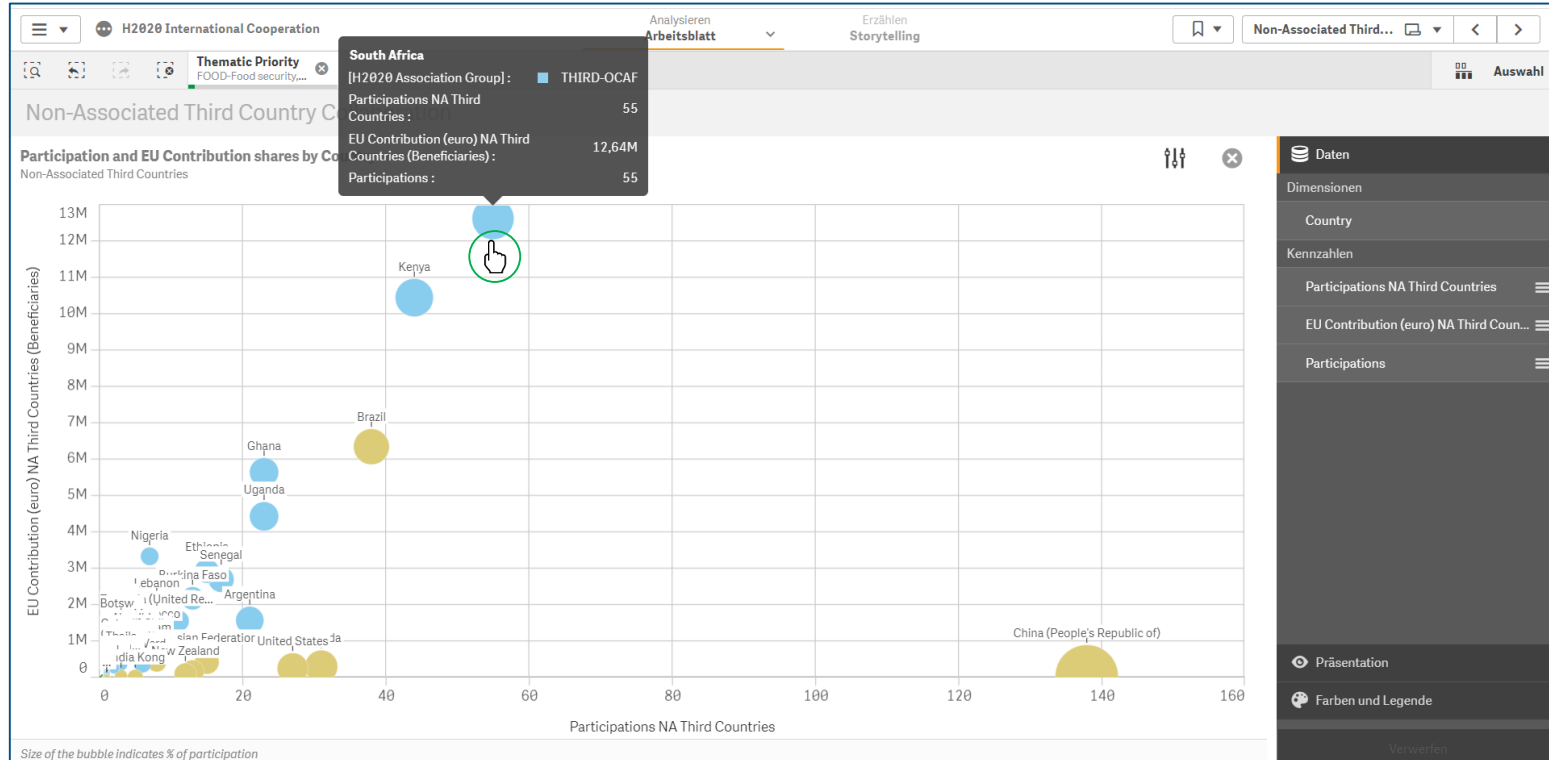
The UK became a third country on 1 February 2020 on the basis of a Withdrawal Agreement that foresees that UK-based legal entities will continue to be fully eligible to participate in and receive funding from Horizon 2020 as if the UK were a member state until the closure of this programme.

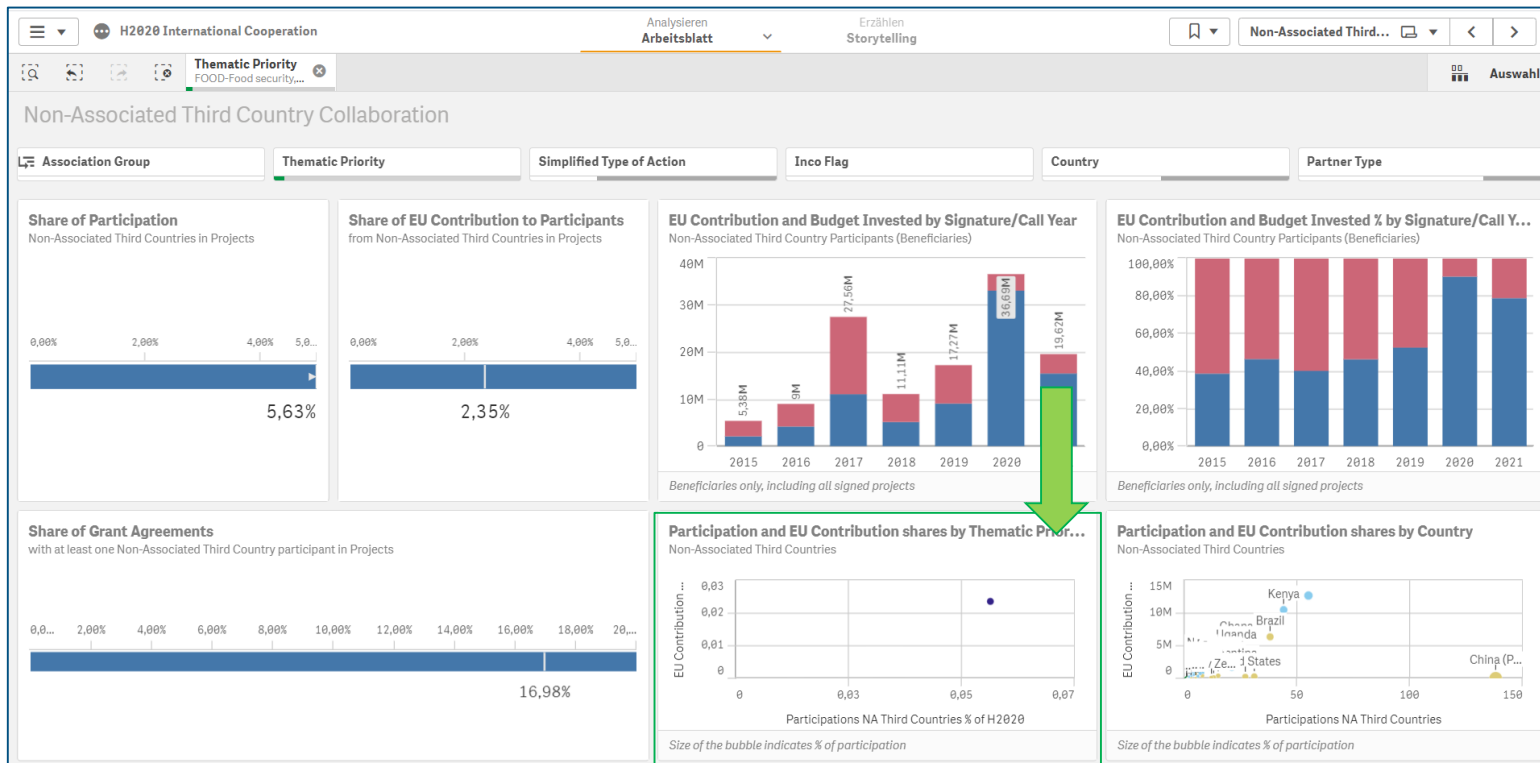


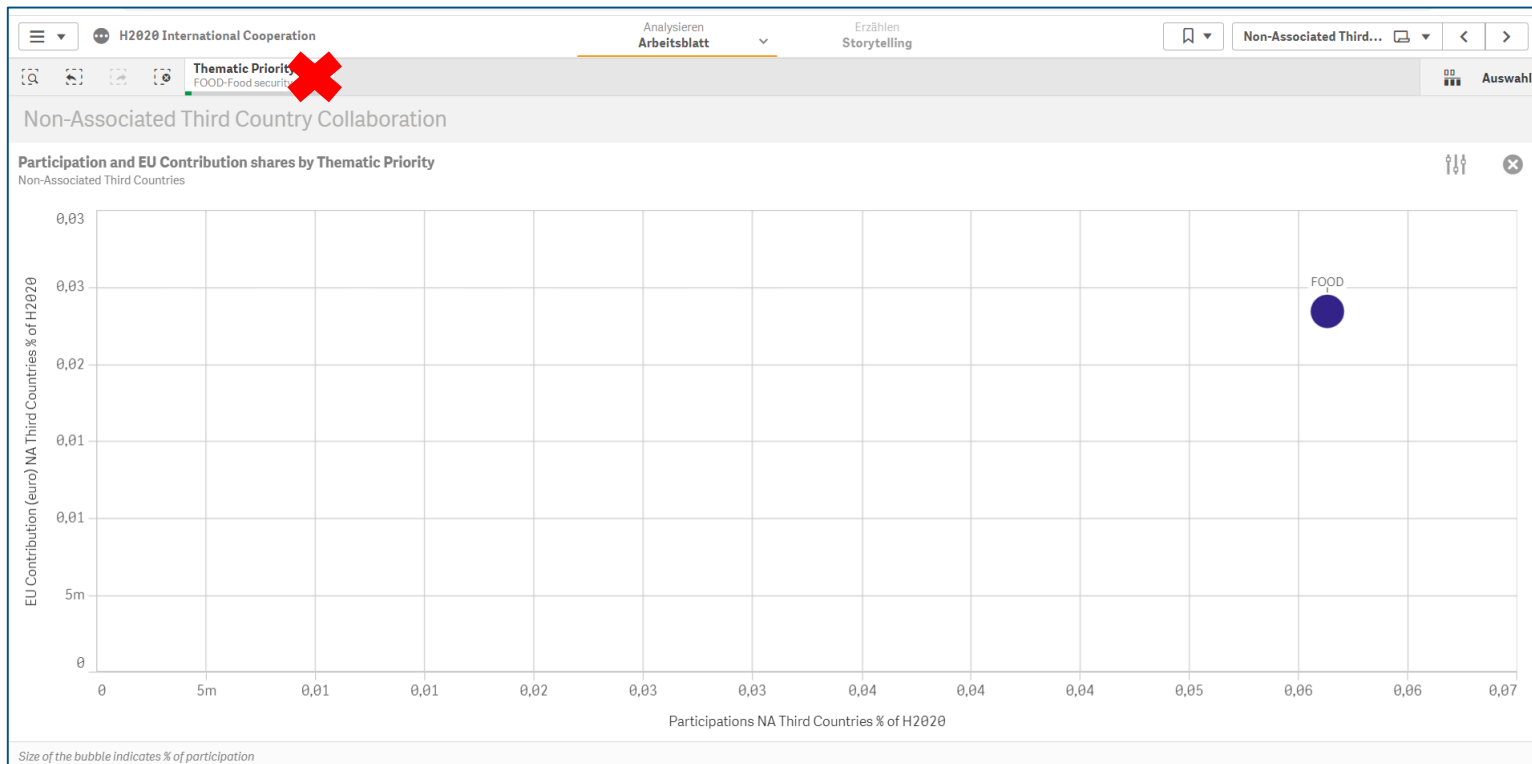


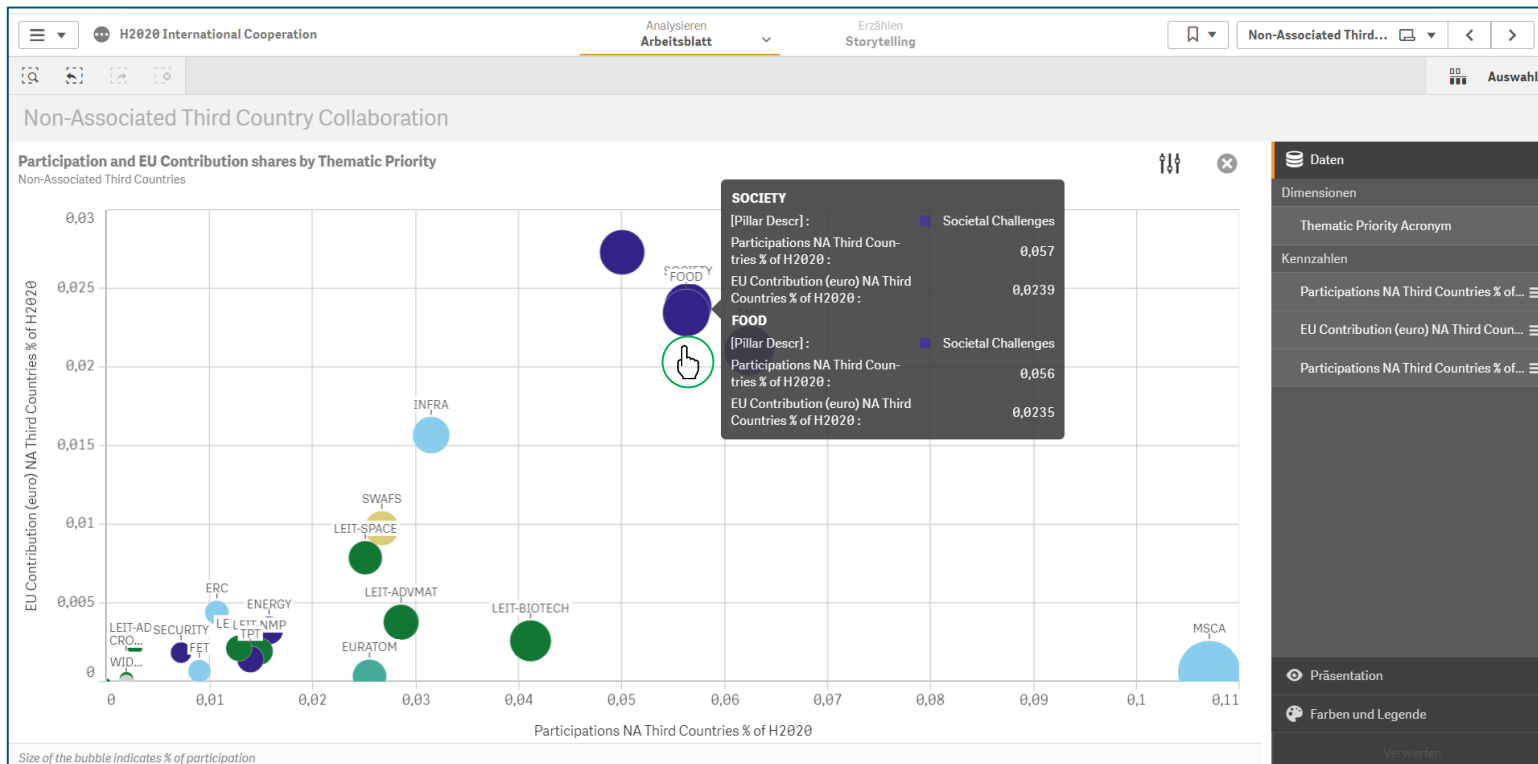






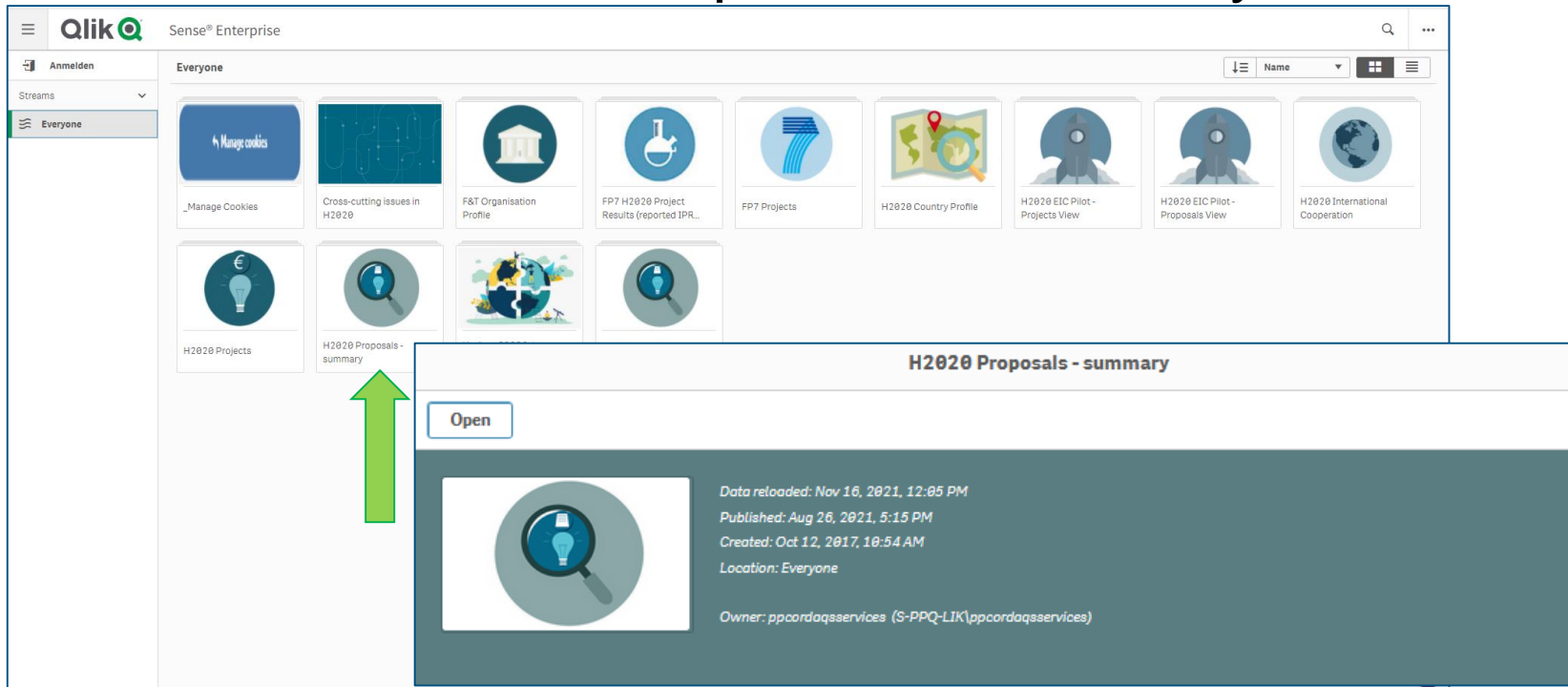








Datenbank 5: H2020 Proposals – Summary



The screenshot displays the Qlik Sense Enterprise interface. The main content area shows a grid of data cards under the 'Everyone' stream. A green arrow points to the 'H2020 Proposals - summary' card, which is expanded to show details:


- Open** button
- H2020 Proposals - summary** title
- Data reloaded:** Nov 16, 2021, 12:05 PM
- Published:** Aug 26, 2021, 5:15 PM
- Created:** Oct 12, 2017, 10:54 AM
- Location:** Everyone
- Owner:** ppcordaqs-services (S-PPQ-LIK\ppcordaqs-services)



H2020 Proposals - summary

Analysieren
Arbeitsblatt


Erzählen
Storytelling



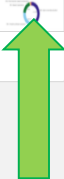
H2020 Proposals - summary
Zuletzt geladene Daten: 13. Juli 2021, 16:30
Veröffentlicht: 10. Feb. 2021, 11:09
Veröffentlicht auf: Everyone

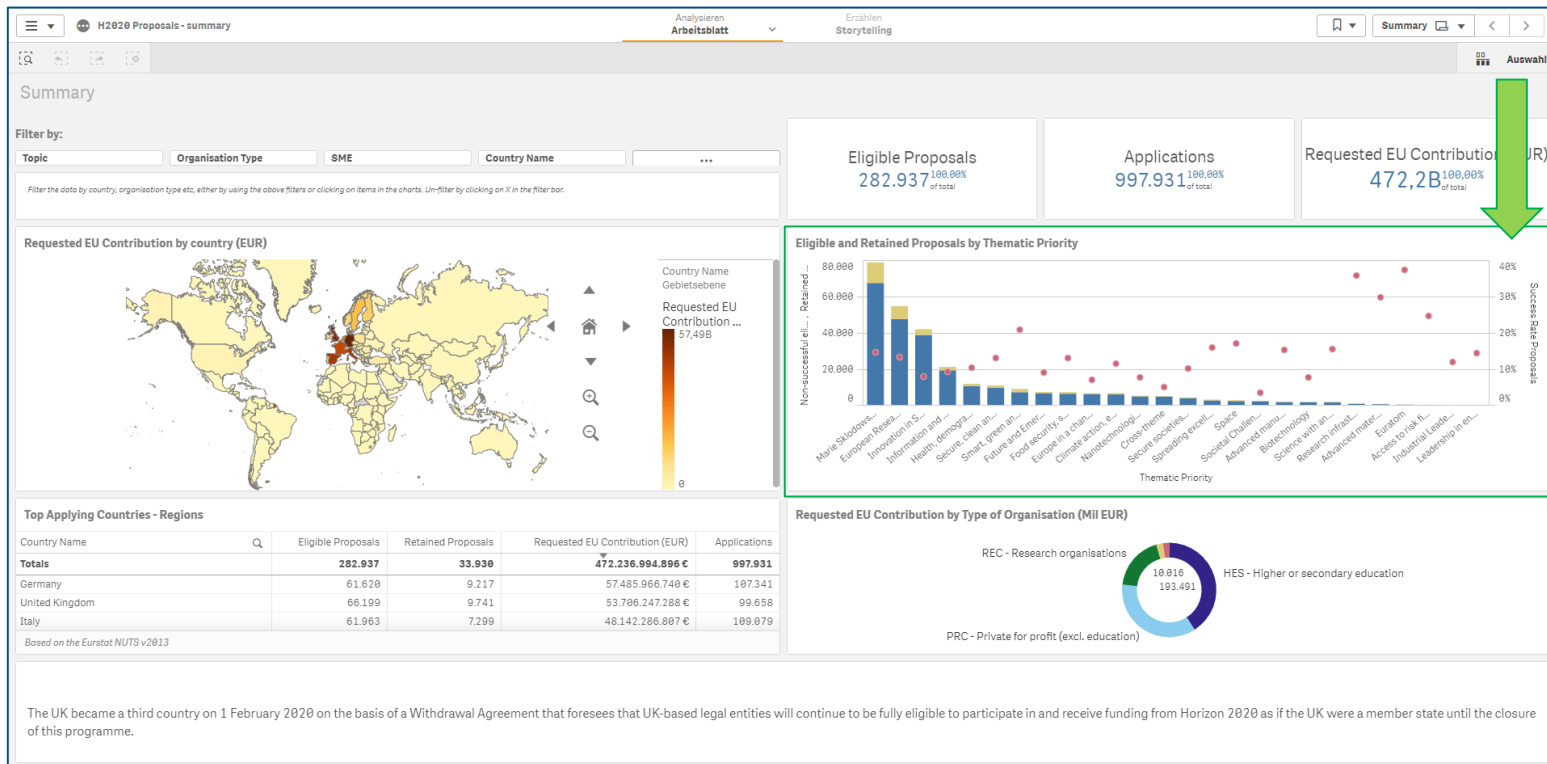
Arbeitsblätter | Lesezeichen | Storys

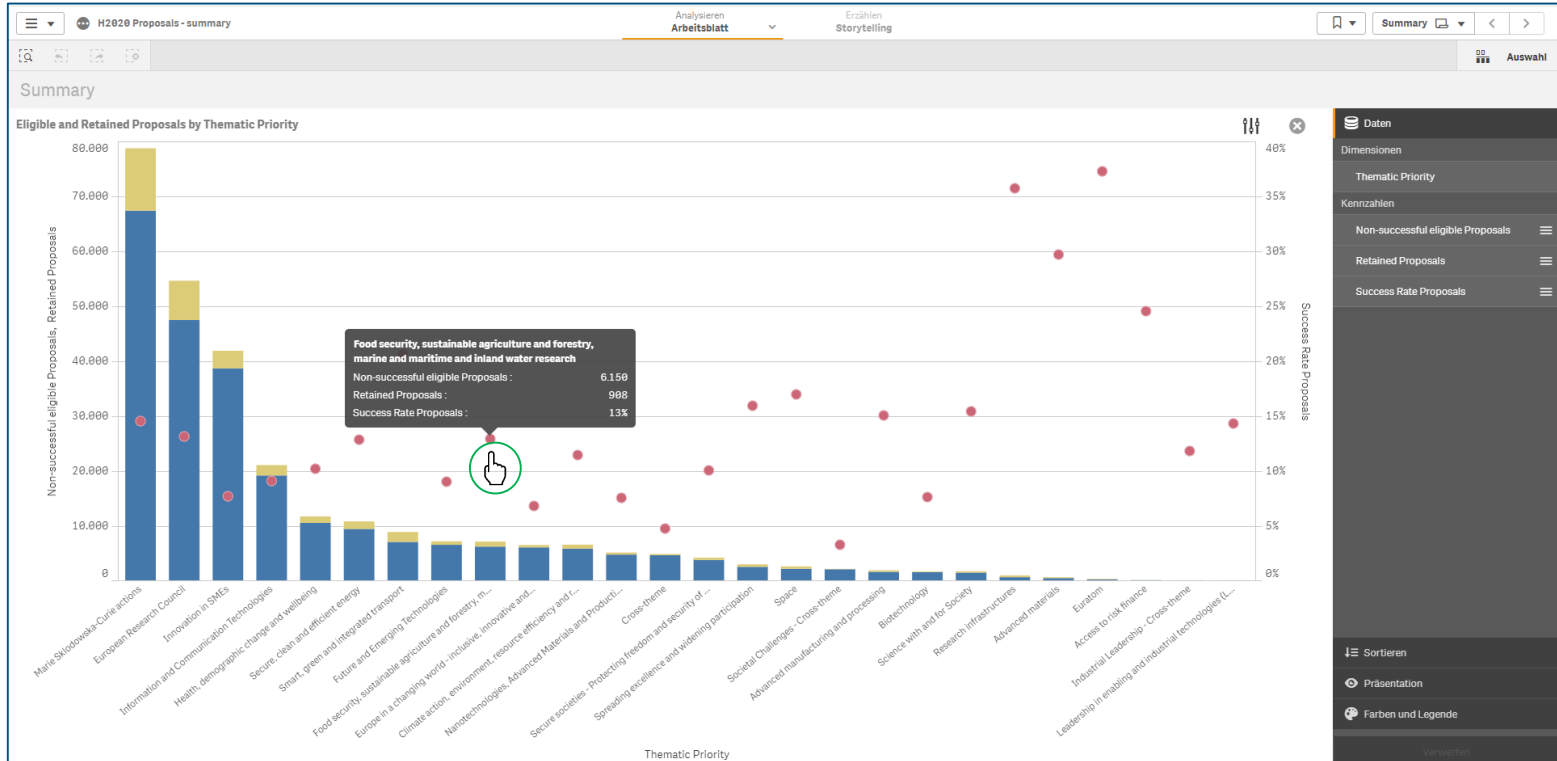
▼ Öffentliche Arbeitsblätter (1)

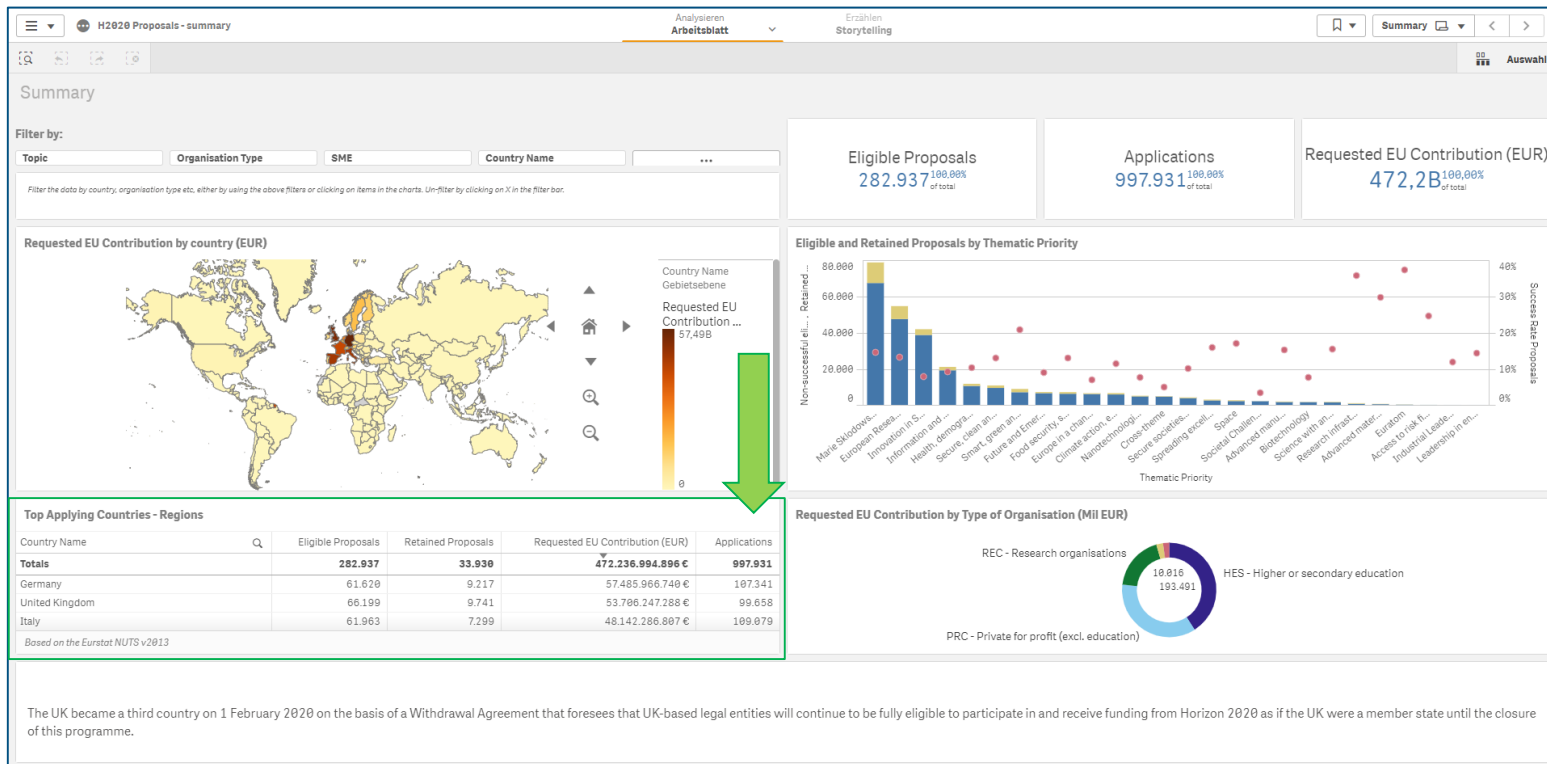


Summary











H2020 Proposals - summary

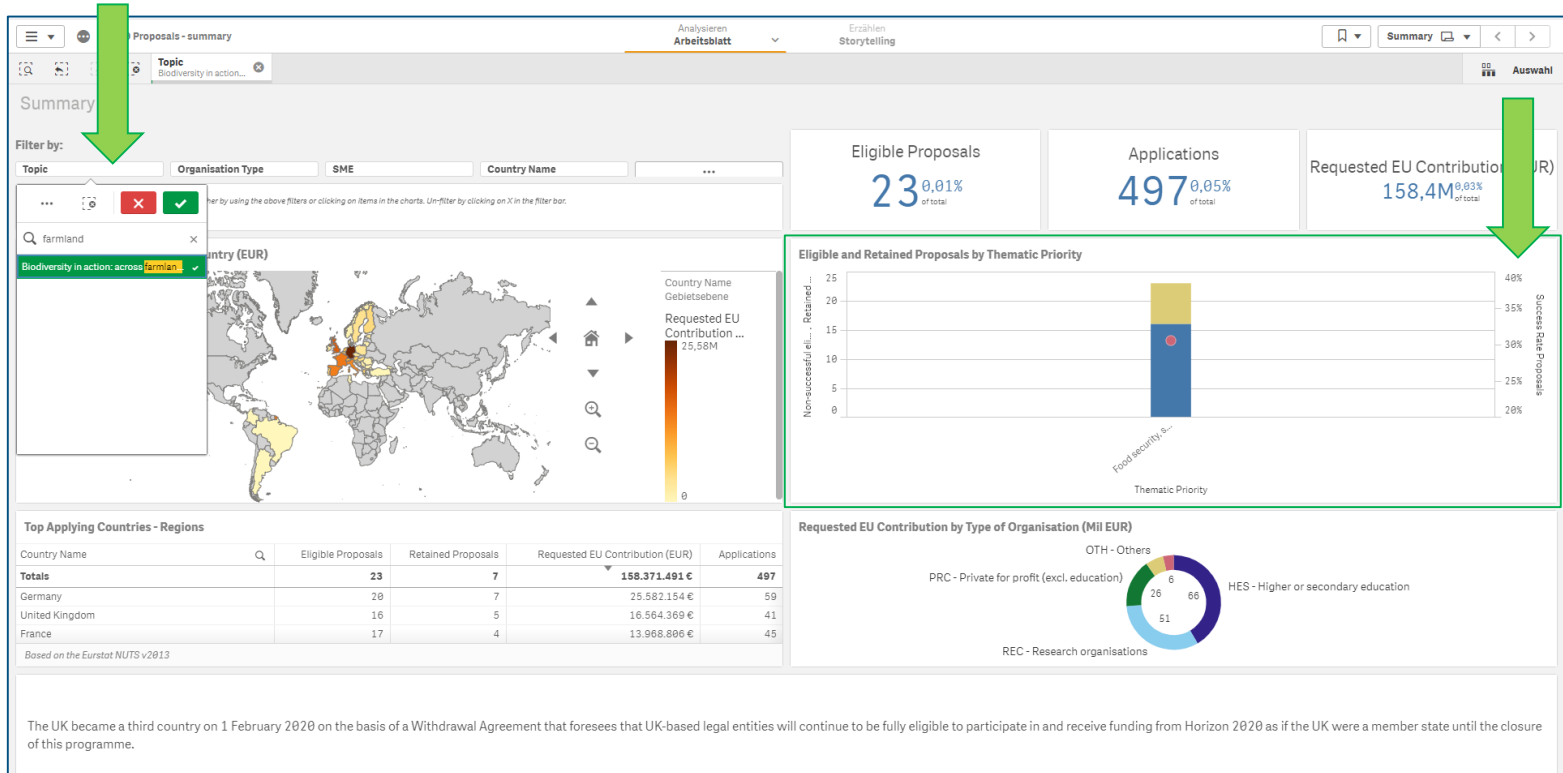
Analysieren Arbeitsblatt Erstellen Storytelling

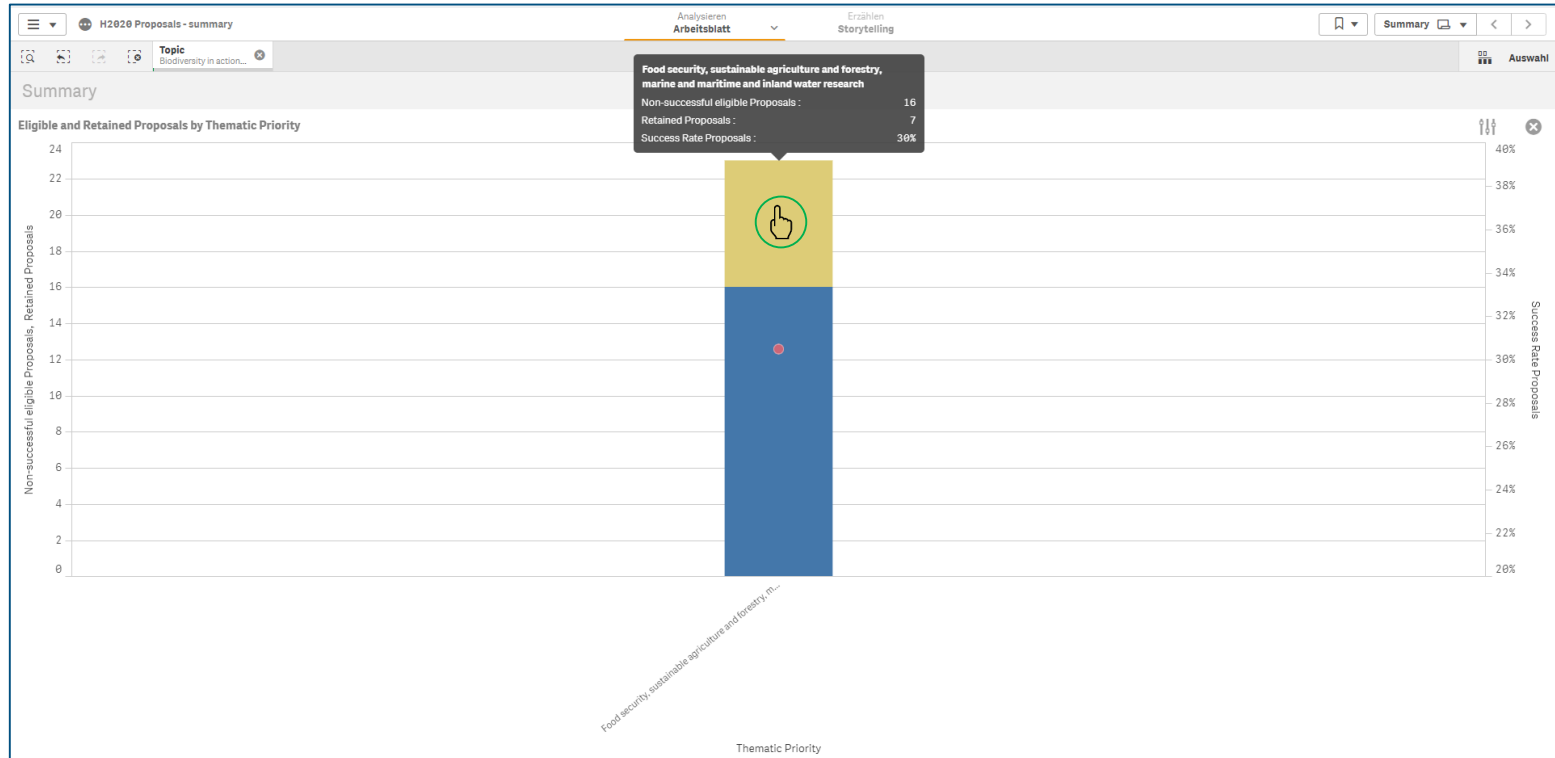
Summary

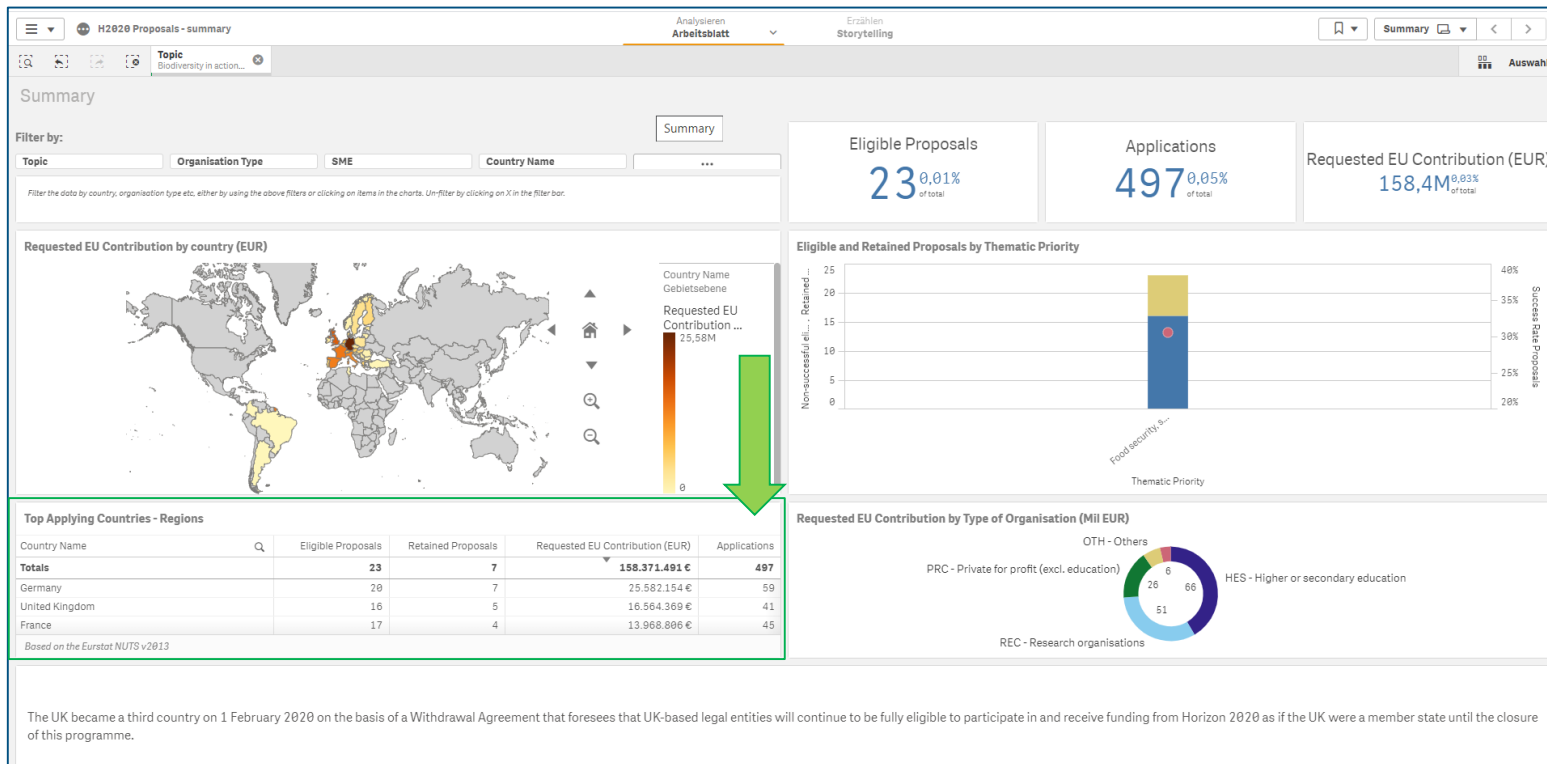
Top Applying Countries - Regions

Country Name	Eligible Proposals	Retained Proposals	Requested EU Contribution (EUR)	Applications
Totals	202.997	35.996	472.236.994.996 €	997.994
Germany	61.620	9.217	57.485.966.740 €	107.341
United Kingdom	66.199	9.741	53.706.247.988 €	99.656
Italy	61.963	7.299	48.142.286.897 €	109.079
Spain	64.138	8.269	47.623.976.170 €	110.147
France	49.078	7.597	42.129.897.177 €	77.439
Netherlands	35.810	5.746	29.639.979.862 €	55.584
Belgium	27.404	4.730	17.374.106.500 €	40.022
Sweden	21.700	3.171	17.278.342.261 €	29.305
Switzerland	20.927	3.582	14.448.595.753 €	26.341
Israel	12.882	1.584	13.767.631.439 €	15.079
Finland	15.634	2.050	13.328.242.745 €	21.014
Denmark	17.822	2.699	13.270.796.726 €	23.771
Greece	20.009	2.691	12.563.965.298 €	34.438
Austria	18.328	2.946	12.034.592.318 €	25.457
Norway	12.531	1.899	10.638.307.512 €	17.495
Portugal	17.260	2.251	10.127.282.069 €	25.234
Ireland	13.304	1.964	9.330.283.058 €	17.772
Poland	13.935	1.769	6.678.096.131 €	18.177
Hungary	8.417	1.041	4.106.294.525 €	10.534
Turkey	7.685	762	3.910.018.445 €	10.292
Czechia	8.236	1.249	3.804.446.971 €	10.376
Slovenia	7.637	903	3.760.736.262 €	10.388
Romania	7.651	924	3.255.435.202 €	10.604
Cyprus	4.969	666	2.460.725.820 €	6.611
Estonia	4.736	633	2.453.697.084 €	5.721
Bulgaria	5.183	576	2.103.621.784 €	6.670
Slovakia	3.542	472	1.814.424.979 €	4.443
United States	8.280	1.482	1.441.815.490 €	10.066
Luxembourg	2.918	481	1.424.829.588 €	3.297
Croatia	3.696	512	1.410.824.209 €	4.833

Based on the Eurstat NUTS v2013









Analysieren **Arbeitsblatt** Erstellen Storytelling

H2020 Proposals - summary

Topic Biodiversity in action...

Summary

Top Applying Countries - Regions

Country Name	Eligible Proposals	Retained Proposals	Requested EU Contribution (EUR)	Applications
Totals	29	7	150.071.491 €	497
Germany	20	7	25.582.154 €	59
United Kingdom	16	5	16.564.369 €	41
France	17	4	13.968.806 €	45
Spain	18	7	13.398.692 €	42
Italy	17	6	12.648.135 €	47
Switzerland	12	2	8.163.571 €	18
Netherlands	14	5	7.711.582 €	26
Austria	12	4	6.338.930 €	17
Belgium	12	4	5.825.581 €	20
Greece	7	2	5.653.950 €	14
Portugal	10	2	5.520.066 €	19
Finland	6	1	4.622.879 €	11
Denmark	10	4	4.498.349 €	14
Hungary	12	3	4.140.076 €	17
Sweden	6	1	3.743.392 €	12
Poland	7	2	2.963.593 €	12
Czechia	8	3	2.428.471 €	11
Ireland	3	1	2.269.915 €	6
Estonia	6	4	1.998.424 €	9
Slovenia	6	2	1.937.653 €	9
Serbia	4	2	1.450.945 €	7
Cyprus	4	2	958.570 €	4
Lithuania	2	0	954.031 €	4
Bulgaria	4	2	933.290 €	4
Norway	3	1	863.125 €	3
Romania	4	1	846.835 €	5
Luxembourg	1	1	607.435 €	1
Israel	1	0	490.000 €	1
Tunisia	1	0	333.351 €	2
Turkey	1	1	294.375 €	1

Based on the Eurstat NUTS v2013



Infoveranstaltung zu den europäischen Missionen



Wann? 8. Dezember 2021, 10–13 Uhr



Wer? BMBF, EUB, NKS der Missionen



Was? Informationen zu den Europäischen Missionen



Infos? <https://www.nks-bio-umw.de/aktuelles/veranstaltungen/europaeische-missionen>



Infoveranstaltung zum AP 2022 für Cluster 5



Wann? 14. Dezember 2021, 10–12 Uhr



Wer? NKS Klima Energie Mobilität



Was? Informationen zu den Ausschreibungen 2022



Infos? <https://www.nks-kem.de/aktuelles/termine/foerdermoeglichkeiten-cluster-5-2022>



Unser Service ist kostenlos und vertraulich

Nationale Kontaktstelle Bioökonomie und Umwelt

Dr. David BUTLER MANNING

Tel.: +49 (0)228 60884-253

E-Mail: d.butler.manning@fz-juelich.de

Unsere neue Internetseite: www.nks-bio-umw.de

Newsletteranmeldung: <https://www.nks-bio-umw.de/service/newsletter>